



450 S. Parish Avenue
Johnstown, CO 80534
970-587-4664
JohnstownCO.gov

Town Council Work Session
450 S. Parish, Johnstown, CO
Monday, May 11, 2026 at 5:00 PM

Mission Statement: Enhancing the quality of life of our residents, businesses, and visitors through community focused leadership.

Agenda

Call to Order

Agenda Items

1. Community Survey - 2025
2. FY 2027 Budget Priorities

Adjourn

Americans with Disabilities Act Notice

In accordance with the Americans with Disabilities Act and other applicable laws, persons who need accommodation in order to attend or participate in this meeting should contact Town Hall at 970-587-4664 no later than 48 hours before the meeting in order to request such assistance. De conformidad con la Ley de Discapacitados Estadounidenses y otras leyes vigentes, los individuos que necesitan adaptaciones funcionales para asistir o participar en esta reunión deberán comunicarse con la Municipalidad marcando el 970 587- 4664 a lo más tardar 48 horas antes de dicha reunión para solicitarla.

THE COMMUNITY THAT CARES



450 S. Parish
Avenue
Johnstown, CO
80534
970-587-4664
JohnstownCO.gov

Town Council Work Session Communication

Agenda Date: May 11, 2026

Subject: Community Survey - 2025

Attachments: 1. The NCS Report - Johnstown, CO 2025
2. Council Presentation 2025

Presented by: Mitzi McCoy, Deputy Town Manager

Work Session Item Description:

The Town completed its second statistically valid community survey in late 2025, building upon the first survey conducted in 2022. The survey serves as an important tool for gathering meaningful feedback from residents regarding community priorities, quality of life, and satisfaction with Town services and infrastructure. Information collected through the survey helps inform Strategic Plan updates, budget priorities, capital improvement planning, and ongoing service delivery efforts. By conducting the survey on a recurring basis, the Town is able to track trends over time, better understand evolving community needs, and support data-informed decision-making that reflects resident input and community values.

The survey was mailed to 4,000 randomly selected households beginning on October 9, 2025, with the data collection period remaining open for six weeks. Approximately 1% of the mailed invitations were returned as undeliverable. Of the remaining 3,945 households that successfully received invitations to participate, 478 completed the survey, resulting in an overall response rate of 12%. In addition to the scientifically selected sample, the Town also provided an open participation online survey that was available to all community members for a two-week period. A total of 253 responses were received through the open participation option. Consistent with standard survey methodology practices, responses from the open participation survey were not included in the formal statistical report.

For comparison, the Town's first community survey in 2022 included mailed invitations to 2,800 randomly selected households. A total of 335 completed surveys were received, also resulting in an overall response rate of 12%. The consistency in participation rates between the two survey efforts helps provide a reliable basis for measuring trends and changes in community sentiment over time.

Reviewed and Approved for Presentation,

Town Manager

Johnstown, CO

The National Community Survey

Report of Results
2025

Report by:



Visit us online!
www.polco.us



National Research Center at Polco is a charter member of the AAPOR Transparency Initiative, providing clear disclosure of our sound and ethical survey research practices.

Table of Contents

- About The NCS™ 2
 - Purpose of the Survey
 - How Results Are Reported
 - Comparisons to Benchmarks
 - Trends Over Time
- Methods..... 3
 - Selecting the Survey Recipients
 - Conducting the Survey
 - Analyzing the Data
 - Contact Information
 - Study Limitations
 - Survey Validity
- Key Findings 6
 - Community Strengths
 - Focus Areas
 - Other Notable Results
 - Areas of Greatest Change
- Facets of Livability 8
 - Overview and Gap Analysis
 - Quality and Importance Ratings
- Quality of Life..... 9
- Governance 10
- Economy..... 12
- Mobility 14
- Community Design 16
- Utilities 18
- Safety 19
- Natural Environment 21
- Parks and Recreation 22
- Health and Wellness 23
- Education, Arts, and Culture 25
- Inclusivity and Engagement 26
- Custom Questions 28

About The NCS™

The National Community Survey™ (The NCS™) report is about the “livability” of Johnstown. A livable community is a place that is not simply habitable, but that is desirable. It is not only where people do live, but where they want to live. The NCS was developed by the experts from National Research Center at Polco in partnership with the International City/County Management Association (ICMA) and has been administered in hundreds of communities across the United States.



Great communities are partnerships of the government, private sector, community-based organizations and residents, all geographically connected. The NCS focuses on the livability of Johnstown by categorizing survey questions into the ten main “facets” of community livability shown below, in addition to ratings for quality of life and local governance. These facets have been identified through years of extensive survey research as those that are most impactful to residents’ quality of life.

- Economy
- Mobility
- Community Design
- Utilities
- Safety
- Natural Environment
- Parks and Recreation
- Health and Wellness
- Education, Arts, and Culture
- Inclusivity and Engagement

The report provides the opinions of a representative sample of 478 residents of the Town of Johnstown collected from October 9th, 2025 to November 20th, 2025. The margin of error around any reported percentage is 12% for all respondents. Survey results were weighted so that the demographic profile of respondents was representative of the demographic profile of adults in Johnstown.

Reporting Results

For the most part, the percentages presented in this report represent the “percent positive.” Most commonly, the percent positive is the combination of the top two most positive response options (excellent/good, very safe/somewhat safe, etc.). On many of the questions in the survey, respondents may answer “don’t know.” The proportion of respondents giving a “don’t know” response is shown in the full set of responses included in the “Complete Data” section; however, these responses have been removed from the analyses presented in the main body of the report. Therefore, the tables and graphs display the responses from respondents who had an opinion about a specific item.

Benchmark Comparisons

Polco’s database of comparative resident opinion is comprised of resident perspectives gathered in surveys from over 400 communities whose residents evaluated the same kinds of topics on The NCS. The comparison evaluations include surveys from the past five years. If a jurisdiction has conducted multiple efforts in the past five years, only the most recent survey is included in the benchmark database. Polco adds the latest results quickly upon survey completion, keeping the benchmark data fresh and relevant. The communities in the database represent a wide geographic and population range.

In each tab, Johnstown's results are noted as being “higher” than the benchmark, “lower” than the benchmark, or “similar” to the benchmark. Being rated as “higher” or “lower” than the benchmark means that Johnstown's average rating for a particular item was more than 10 points different than the benchmark. If a rating was “much higher” or “much lower,” then Johnstown's average rating was more than 20 points different when compared to the benchmark.

Trends over time

Trend data for Johnstown represent important comparison data and should be examined for improvements or declines.¹ Deviations from stable trends over time represent opportunities for understanding how local policies, programs, or public information may have affected residents' opinions. Changes between survey years have been noted with an arrow and the percent difference. If the difference is greater than seven percentage points between the 2022 and 2025 surveys, the change is statistically significant.

1. In 2020, The NCS survey was updated to include new and refreshed items. Consequently, some of the trends may be impacted due to wordin..

Methods

Selecting Survey Recipients

All households within the Town of Johnstown were eligible to participate in the survey. A list of all households within the zip codes serving Johnstown was purchased from Polco's mailing vendor, based on updated listings from the United States Postal Service.

Since some of the zip codes that serve Johnstown households may also serve addresses that lie outside of the community, the exact geographic location of each housing unit was compared to community boundaries using the most current municipal boundary file. Addresses located outside of Johnstown boundaries were removed from the list of potential households to survey. From that list, addresses were randomly selected as survey recipients, with multi-family housing units sampled at a rate of 5:3 compared to single family housing units.

Conducting the Random Sample Survey

The 4,000 randomly selected households received mailings beginning on October 9th, 2025 and data collection for the survey remained open for six weeks. The first mailing was a postcard inviting the household to participate in the survey online. The next mailing contained a cover letter with instructions, the survey questionnaire, and a postage-paid return envelope. Both mailings included a web link to give residents the opportunity to respond to the survey online, as well as QR codes to further encourage participation.

The survey was available in English and Spanish. Mailings contained paragraphs in both languages instructing participants on how to access the survey in their preferred language.

About 1% of the 4,000 mailed invitations were returned because the household address was vacant or the postal service was unable to deliver the survey as addressed. Of the remaining 3,945 households that received the invitations to participate, 478 completed the survey, providing an overall response rate of 12%. The response rate was calculated using AAPOR's response rate #2 for mailed surveys of unnamed persons.¹

It is customary to describe the precision of estimates by a "level of confidence" and accompanying "confidence interval" (or margin of error). A traditional level of confidence, and the one used here, is 95%. The 95% confidence interval quantifies the sampling error or imprecision of the survey results based on the total number of responses received. This is because *some* residents' opinions are relied on to estimate *all* residents' opinions. The margin of error for the Town of Johnstown survey is no greater than plus or minus five percentage points around any given percent reported for all respondents (478 completed surveys).

Conducting the Open Participation Survey

In addition to the randomly selected "probability sample" of households, a link to an online open-participation survey was publicized by the Town of Johnstown. The open-participation survey was identical to the random sample survey, with two small updates; it asked a question to confirm the respondent was a resident of Johnstown and also a question about where they heard about the survey.

The open participation survey was open to all town residents and became available on November 6th, 2025. The survey remained open for two weeks and 253 responses were received. The data presented in the following report excludes the open participation survey data, but the online report includes a tab which provides the complete open participation results.

Analyzing the Data

Responses from mailed surveys were entered into an electronic dataset using a “key and verify” method, where all responses are entered twice and compared to each other. Any discrepancies were resolved in comparison to the original survey form. Range checks as well as other forms of quality control were also performed. Responses from surveys completed on Polco were downloaded and merged with the mailed survey responses.

The survey datasets were analyzed using all or some of a combination of the Statistical Package for the Social Sciences (SPSS), R, Python, and Tableau.

The demographics of the survey respondents were compared to those found in the 2020 Census and 2023 American Community Survey estimates for adults in the Town of Johnstown. The primary objective of weighting survey data is to make the survey respondents reflective of the larger population of the community. The characteristics used for weighting were age, sex, race, Hispanic origin, housing type, and housing tenure. No adjustments were made for design effects. Weights were calculated using an iterative, multiplicative raking model known as the ANES Weighting Algorithm.² The results of the weighting scheme for the probability sample are presented in the following table.

Polco aligns demographic labels with those used by the U.S. Census for reporting purposes, when possible. Some categories (age, race/Hispanic origin, housing type, and length of residency) are combined into smaller subgroups.

		Unweighted	Weighted	Target ⁴
Age	18-34	14%	35%	35%
	35-54	31%	40%	40%
	55+	55%	25%	25%
Hispanic origin	No	90%	81%	81%
	Yes	10%	19%	19%
Housing tenure	Own	91%	77%	77%
	Rent	9%	23%	23%
Housing type	Attached	13%	20%	20%
	Detached	87%	80%	80%
Race & Hispanic origin	Not white alone	15%	23%	23%
	White alone, not Hispanic or Latino	85%	77%	77%
Sex	Man	42%	52%	52%
	Woman	58%	48%	48%
Sex/age	Man 18-34	5%	17%	17%
	Man 35-54	12%	22%	22%
	Man 55+	25%	13%	13%
	Woman 18-34	9%	18%	18%
	Woman 35-54	19%	18%	18%
	Woman 55+	30%	12%	12%

Study Limitations

All public opinion research is subject to unmeasured error. While the methodologies employed for this survey were designed to minimize this error as much as possible, these other sources of potential error should be acknowledged, and can include non-response error, coverage error, recall bias and social desirability bias.

Non-response error arises when those who were selected to participate in the survey did not do so, and may have different opinions or experiences than survey responders. For general resident surveys, where the results are meant to be generalized to the entire adult population living in households, the mailing lists based on the Delivery Sequence File from the United States Post Office may exclude certain types of housing units, such as those in multi-family buildings where mail is addressed to a named resident at the address rather than to a specific unit or where residents only receive their mail at a post office box and the geographic location of a residence cannot be determined, there may be a *coverage error*, although for most locations, this is minimal. Respondents may not perfectly remember their experiences in the past year (such as participation in social or civic events, for example), and for some survey items, they may answer in ways they think cast their responses in a more favorable light (*recall bias* and *social desirability bias*).

Survey Validity

See the Polco Knowledge Base article on survey validity at <https://blog.polco.us/polco-knowledgebase/margin-of-error-and-confidence-level-in-survey-results>

Contact

The Town of Johnstown funded this research. Please contact Mitzi McCoy of the Town of Johnstown at MMcCoy@johnstownco.gov if you have any questions about the survey.

1. See AAPOR's Standard Definitions for more information at <https://aapor.org/standards-and-ethics/standard-definitions/>
2. Pasek, J. (2014). ANES Weighting Algorithm. Retrieved from <https://surveyinsights.org/wp-content/uploads/2014/07/Full-anesrake-paper.pdf>
3. Targets come from the 2020 Census and 2023 American Community Survey

Key Findings

Community Strengths

Johnstown is seen as a family-friendly place to live.

- About 8 in 10 respondents valued the overall quality of life in the town and Johnstown as a place to raise children.
- The neighborliness of Johnstown residents was rated as excellent or good by about 6 in 10 participants.
- Public library services were well regarded, with about 84% of residents offering positive ratings
- A majority, roughly 6 in 10 residents, offered positive reviews for K-12 education.
- All of these ratings were consistent with prior survey results and aligned with national benchmarks.

Residents feel safe throughout Johnstown.

- Most participants (86%) felt positively about the overall feeling of safety in Johnstown.
- Nearly all residents reported feeling safe in their neighborhoods during the day (93%) and in Johnstown's downtown/commercial area during the day (94%).
- About 9 in 10 indicated that they felt safe from violent crime, while 8 in 10 felt safe from property crime, marking a significant increase from 2022 results (from 74% to 82%).

Results indicate improved satisfaction with utilities and essential services.

- Several utilities-centered ratings improved significantly since 2022, including:
 - Affordable high-speed internet access (from 17% excellent or good in 2022 to 50% in 2025)
 - Garbage collection (from 72% to 84%)
 - Sewer services (from 74% to 81%)

Focus Areas

Economy-centered results may indicate room for growth.

- About 6 in 10 participants rated overall economic health positively, a significant decline compared to the previous survey (80%).
- Employment opportunities received notably low ratings, with only about 2 in 10 responding positively, consistent with 2022 results, though below the national benchmark.
- Johnstown as a place to work (34%) and to visit (36%) were rated lower than national comparisons.
- Vibrancy of downtown/commercial areas (38%) and variety of business establishments (42%) also fell below benchmarks.

Transportation and mobility remain challenges

- Fewer than 2 in 10 respondents gave positive marks to the overall quality of the transportation system (14%), marking a significant decline from 2022 (22%).
- Only 42% offered excellent or good reviews for traffic flow on major streets, representing a significant decrease (-14%).
- Ease of travel by public transportation (3%), by bicycle (22%), and availability of paths and walking trails (25%) scored lower than the national averages.
- A majority, about 6 in 10, positively rated the ease of travel by car in Johnstown, though this rating fell from 70% in 2022.

Community design ratings show mixed trends, with notable gains and declines in housing perceptions.

- Several community design measures saw declines since 2022:
 - Overall design or layout of residential and commercial areas (from 47% to 37%)
 - Your neighborhood as a place to live (from 93% to 80%)
 - Well-designed neighborhoods (from 55% to 45%)
 - Preservation of the historical or cultural character of the community (from 58% to 51%)
- In contrast, two housing-related items increased significantly since 2022, indicating improved satisfaction: the variety of housing options (49% excellent or good) and availability of affordable quality housing (32%).

Other Notable Results (Custom Questions)

- When asked to prioritize parks-related projects, residents placed the highest importance on providing places for children to play (76% essential or very important), places to walk or jog (73%), and green spaces (72%).
- Additionally, residents were asked how important it is for the Town to seek funding for various projects over the next five years. Their top priorities were adding new trails or filling trail gaps (67% essential or very important), building new parks (67%), and preserving or connecting additional natural areas (63%).

Areas of Greatest Change

Of the evaluative questions included on both the 2022 and 2025 survey iterations, 77 were statistically similar to previous results. Upward trends were seen in 11 items, while 33 ratings decreased since 2022. The most significant of those trends are listed below.

Increases

- Affordable high-speed internet access (+33%)
- Drinking water (+16%)
- Opportunities to attend cultural/arts/music activities (+13%)

Decreases

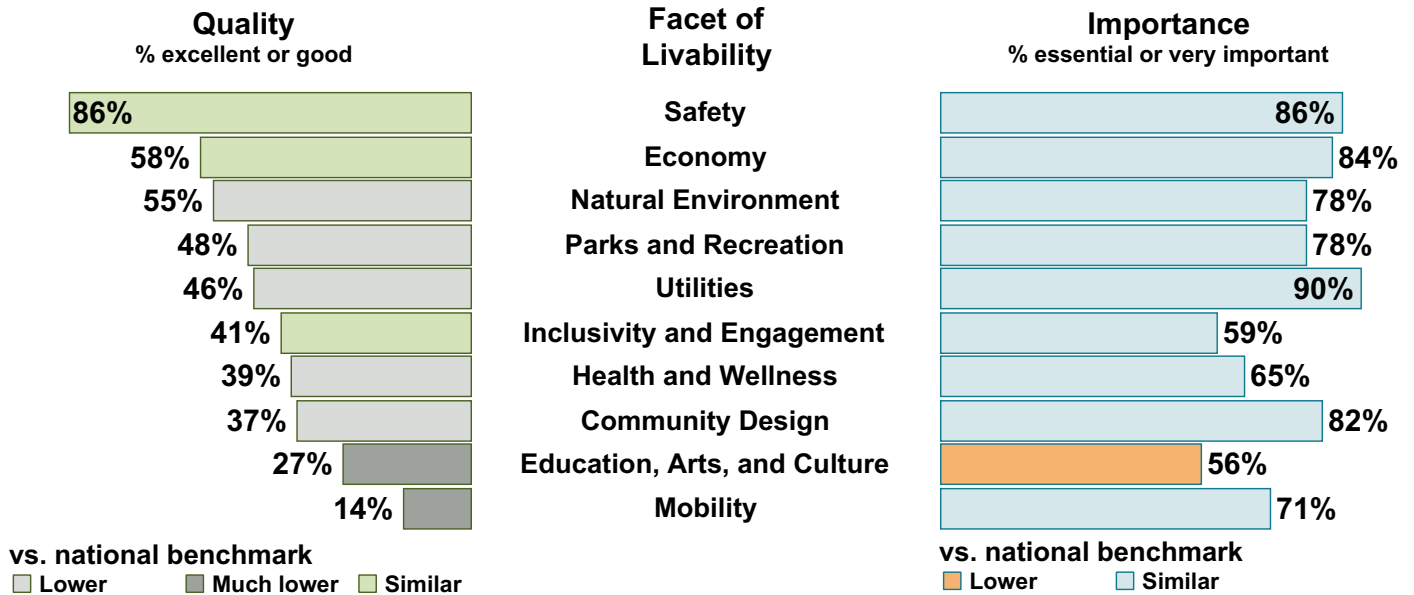
- Overall economic health of Johnstown (-23%)
- Overall health and wellness opportunities in Johnstown (-17%)
- Traffic flow on major streets (-14%)

Facets of Livability

Every jurisdiction must balance limited resources while meeting resident needs and striving to optimize community livability. To this end, it is helpful to know what aspects of the community are most important to residents and which they perceive as being of higher or lower quality. It is especially helpful to know when a facet of livability is considered of high importance but rated as lower quality, as this should be a top priority to address.

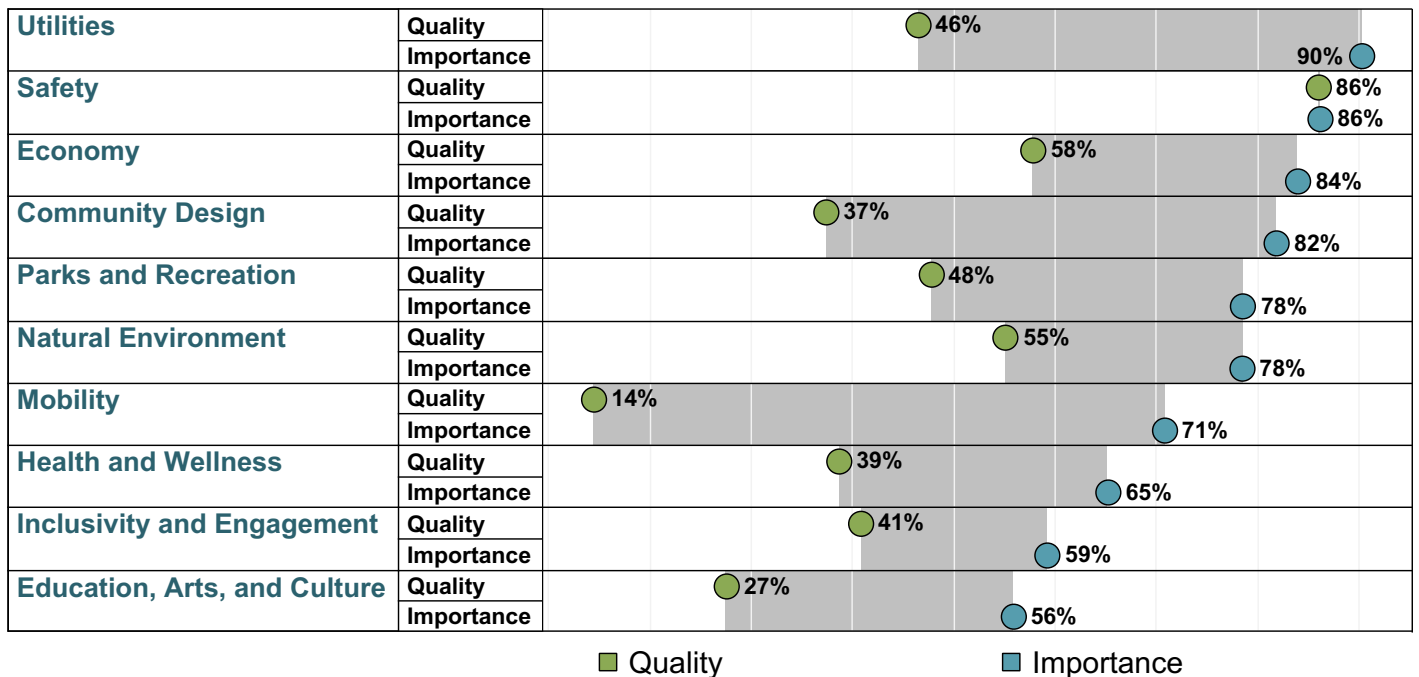
Quality and Importance by the Numbers

The chart below shows the proportion of respondents who provided excellent or good quality ratings for each of the ten facets of community livability (shown in green). Also displayed are the importance ratings for each of the ten facets (percent essential or very important, shown in blue). Finally, the shading in each chart corresponds with the national benchmark comparison.



Quality/Importance Gap Analysis

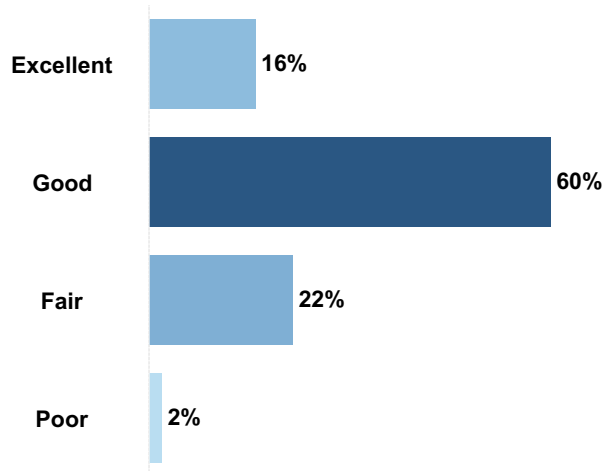
The gap analysis chart below shows the same data as above; however, this chart illustrates the differences in quality and importance ratings for each facet, as well as the absolute ratings for each.



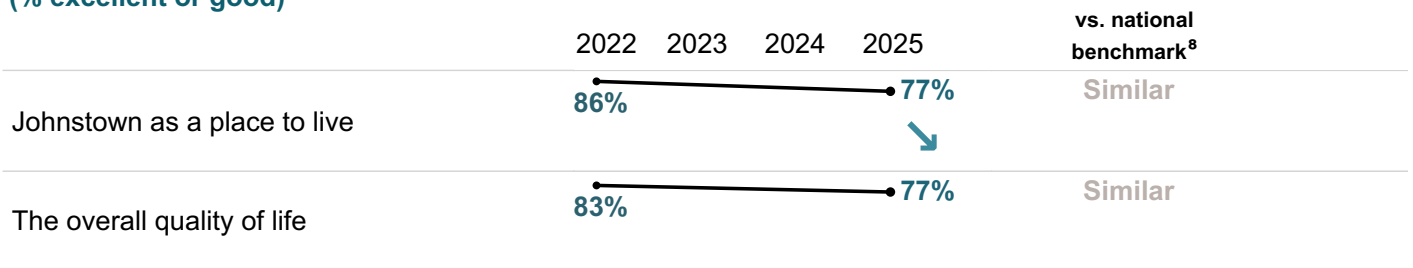
Quality of Life

Measuring community livability starts with assessing the quality of life of those who live there, and ensuring that the community is attractive, accessible, and welcoming to all.

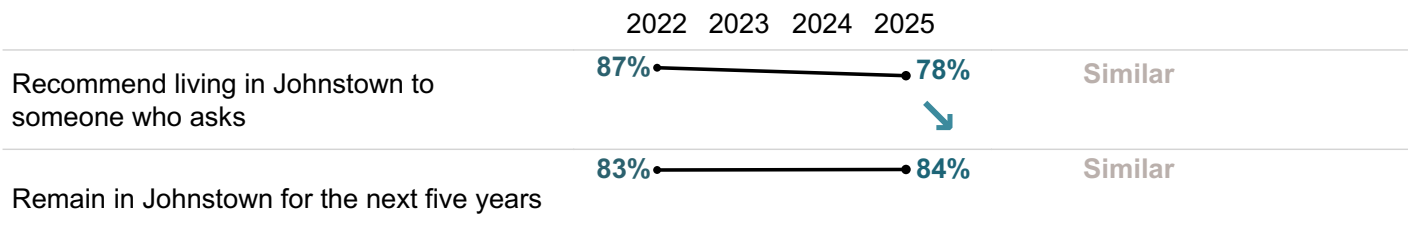
The overall quality of life in Johnstown, 2025



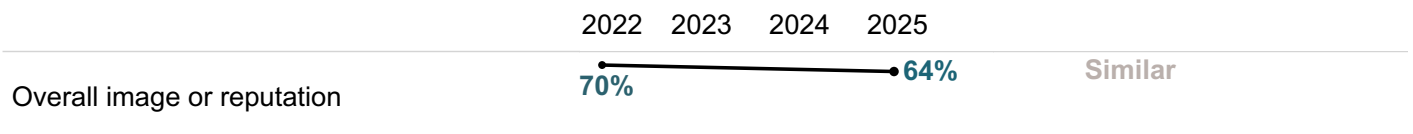
Please rate each of the following aspects of quality of life in Johnstown. (% excellent or good)



Please indicate how likely or unlikely you are to do each of the following. (% very or somewhat likely)



Please rate each of the following in the Johnstown community. (% excellent or good)

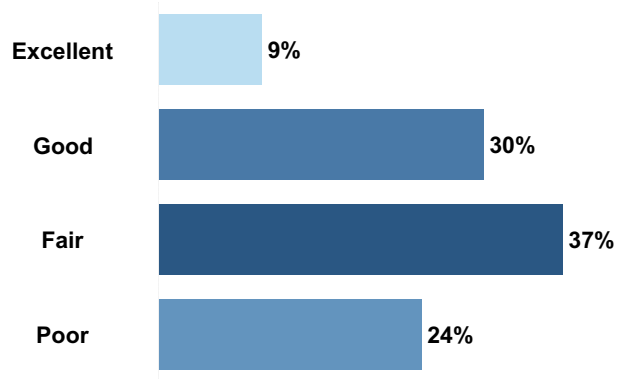


8. Comparison to the national benchmark is shown. If no comparison is available, this is left blank.

Governance

Strong local governments deliver results that meet residents' needs, use resources effectively, and respond to both current and future community priorities.

Overall confidence in Johnstown government, 2025



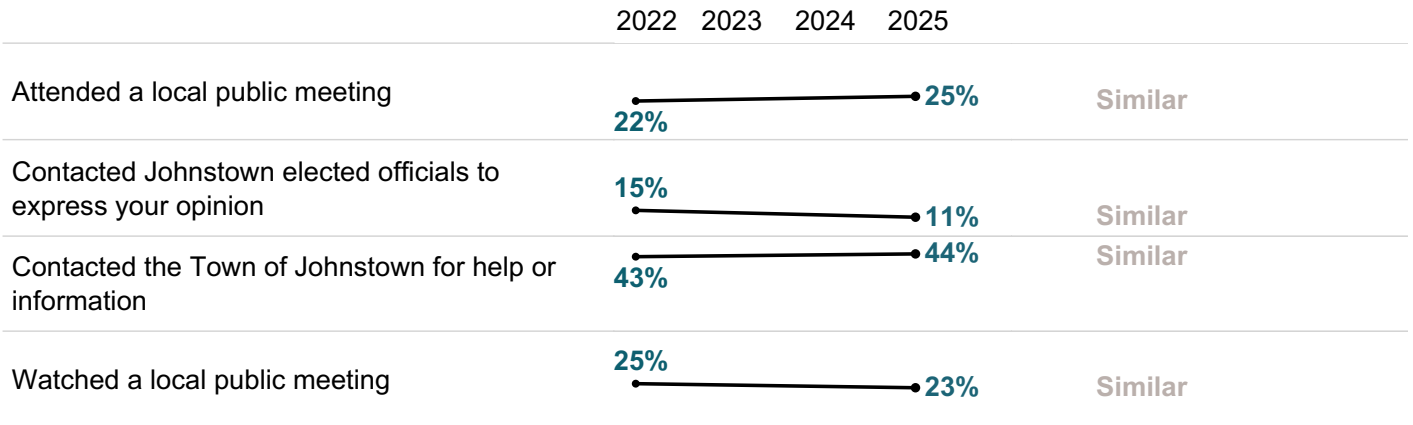
Please rate the quality of each of the following services in Johnstown. (% excellent or good)

	2022	2023	2024	2025	vs. national benchmark ⁹
Public information services	55%			50%	Similar
Overall customer service by Johnstown employees	79%			76%	Similar

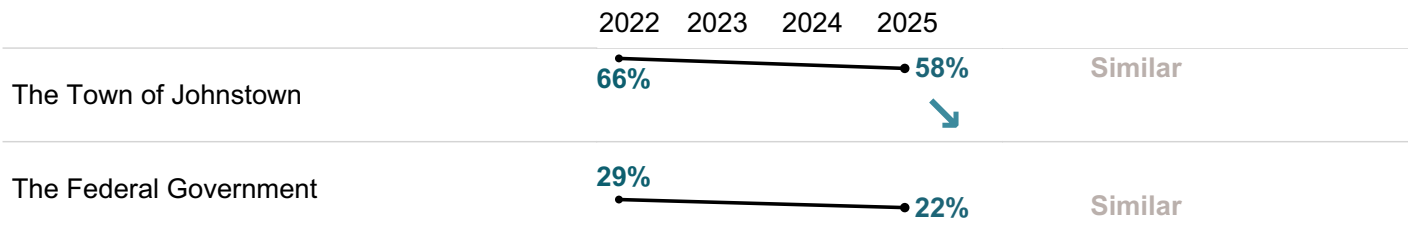
Please rate the following categories of Johnstown government performance. (% excellent or good)

	2022	2023	2024	2025	vs. national benchmark ⁹
The value of services for the taxes paid to Johnstown	42%			41%	Similar
The overall direction that Johnstown is taking	44%			45%	Similar
The job Johnstown government does at welcoming resident involvement	45%			44%	Similar
Overall confidence in Johnstown government	45%			39%	Similar
Generally acting in the best interest of the community	47%			42%	Similar
Being honest	55%			50%	Similar
Being open and transparent to the public	51%			47%	Similar
Informing residents about issues facing the community	45%			42%	Similar
Treating all residents fairly	60%			57%	Similar
Treating residents with respect	68%			62%	Similar

Please indicate whether or not you have done each of the following in the last 12 months.
 (% yes)



Overall, how would you rate the quality of the services provided by each of the following?
 (% excellent or good)

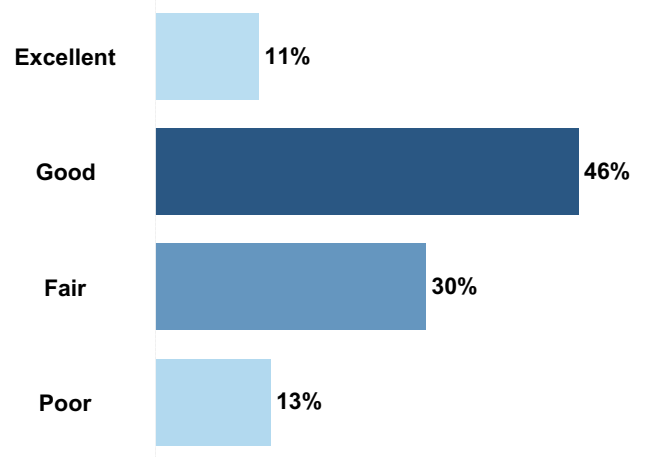


9. Comparison to the national benchmark is shown. If no comparison is available, this is left blank.

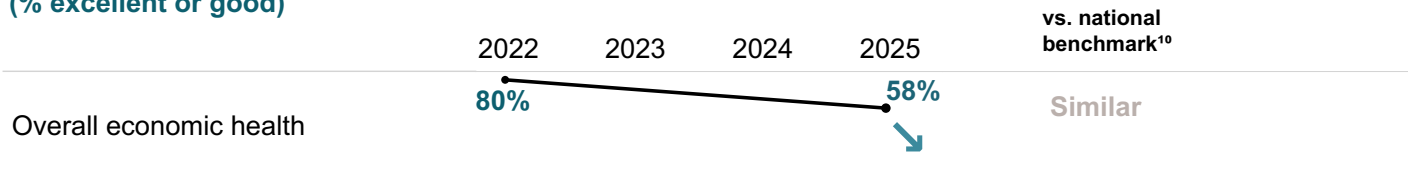
Economy

Local governments work together with private and nonprofit businesses, and with the community at large, to foster sustainable growth, create jobs, and promote a thriving local economy.

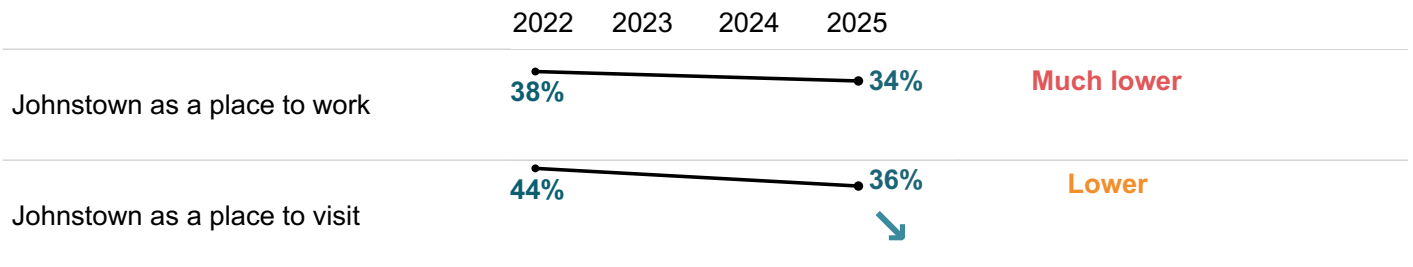
Overall economic health of Johnstown, 2025




Please rate each of the following characteristics as they relate to Johnstown as a whole.
(% excellent or good)



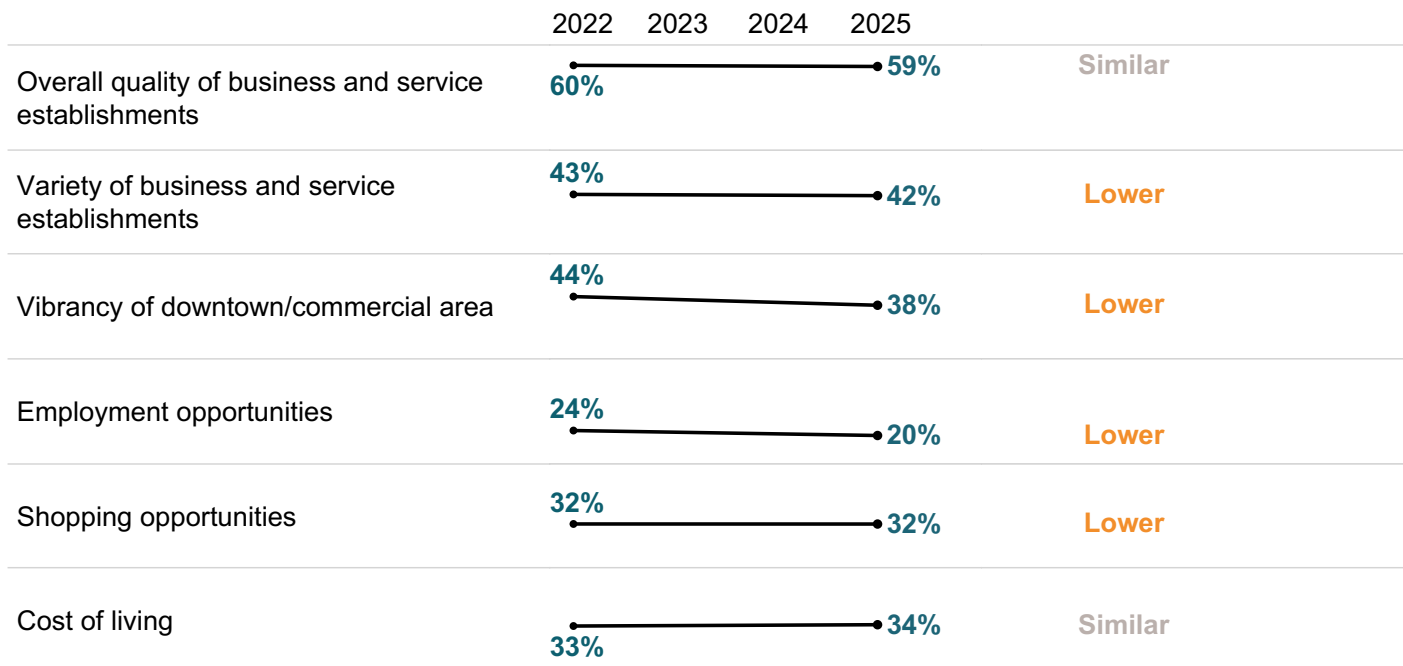
Please rate each of the following aspects of quality of life in Johnstown.
(% excellent or good)



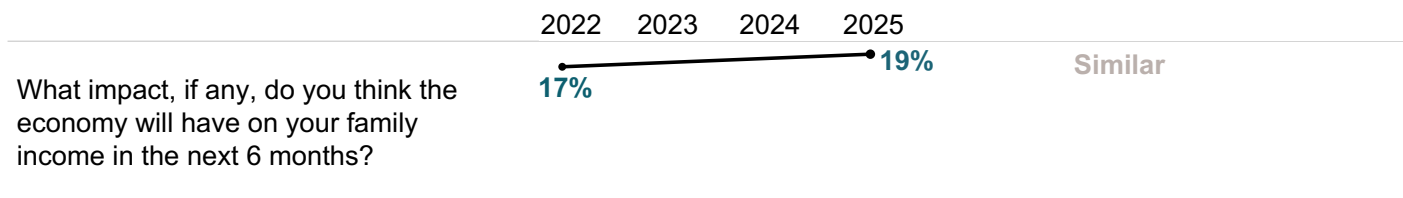
Please rate the quality of each of the following services in Johnstown.
(% excellent or good)



**Please rate each of the following in the Johnstown community.
(% excellent or good)**



**What impact, if any, do you think the economy will have on your family income in the next 6 months? Do you think the impact will be:
(% very or somewhat positive)**

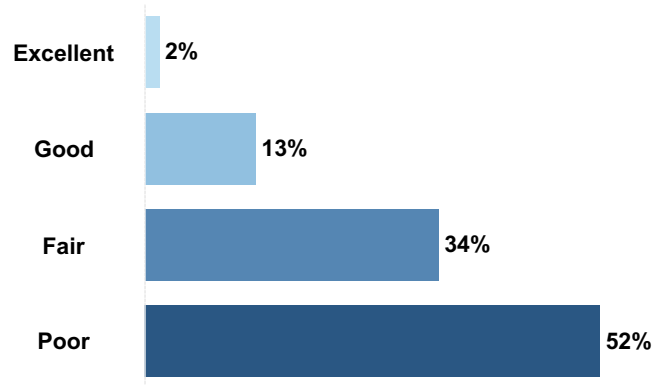


11. Comparison to the national benchmark is shown. If no comparison is available, this is left blank.


Overall quality of the transportation system in Johnstown, 2025

Mobility

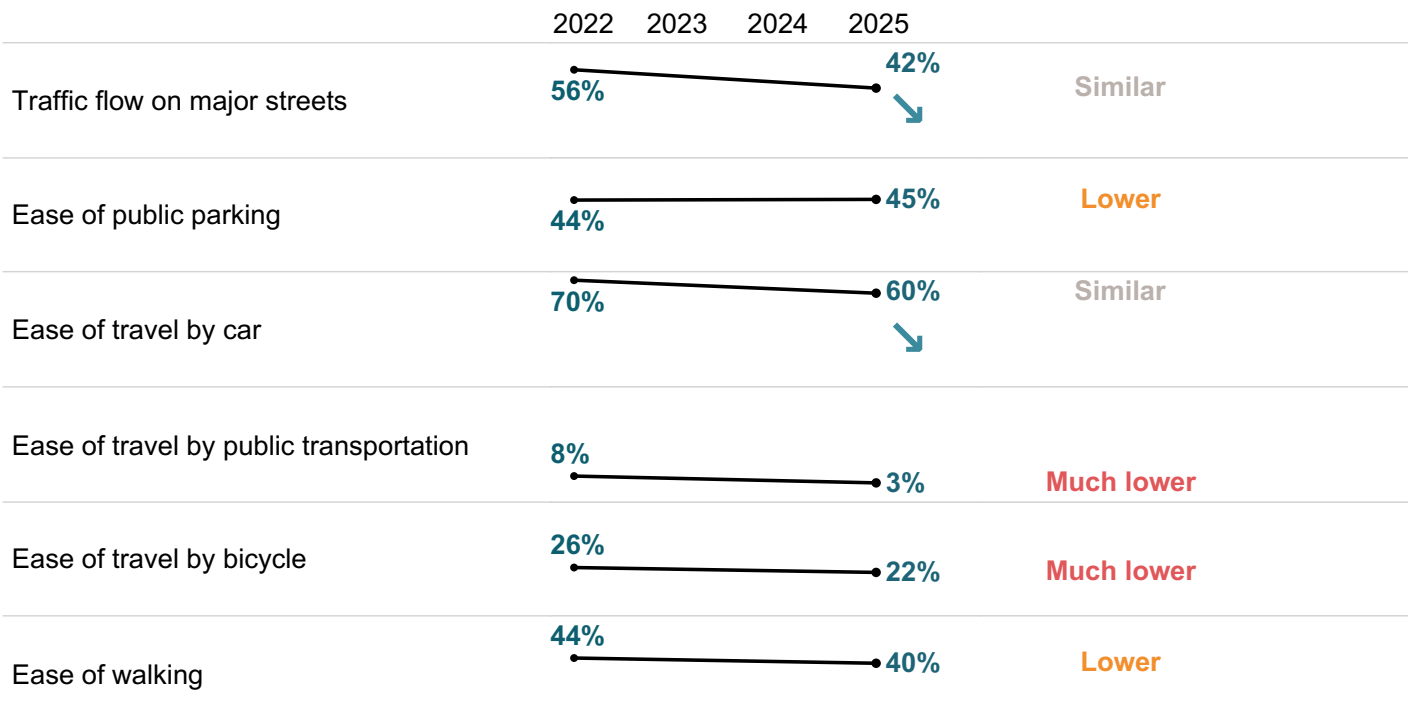
The ability of residents to move about their community with ease plays an important role in the overall quality of life for everyone who lives, works, and spends time there.



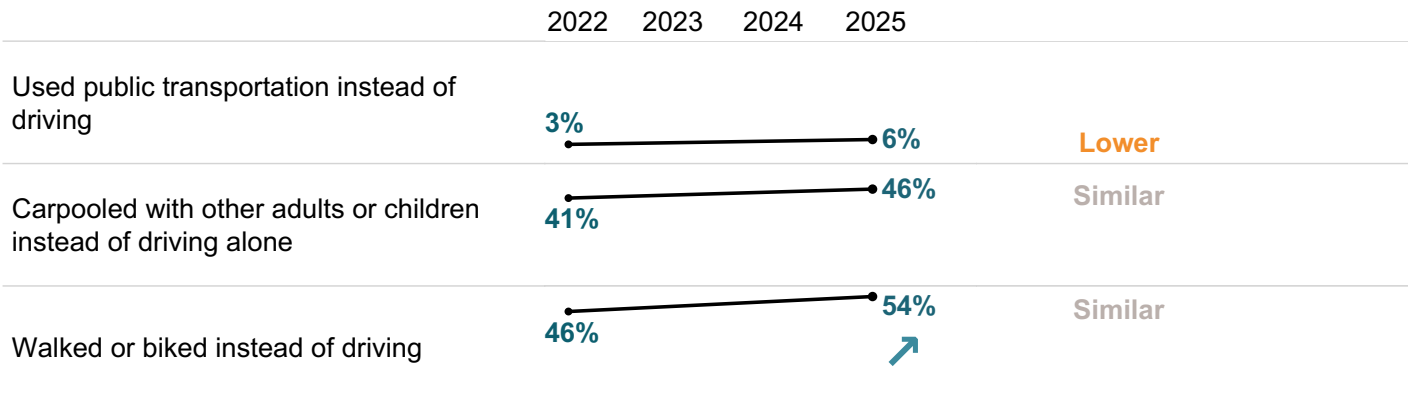
Please rate each of the following characteristics as they relate to Johnstown as a whole.
(% excellent or good)



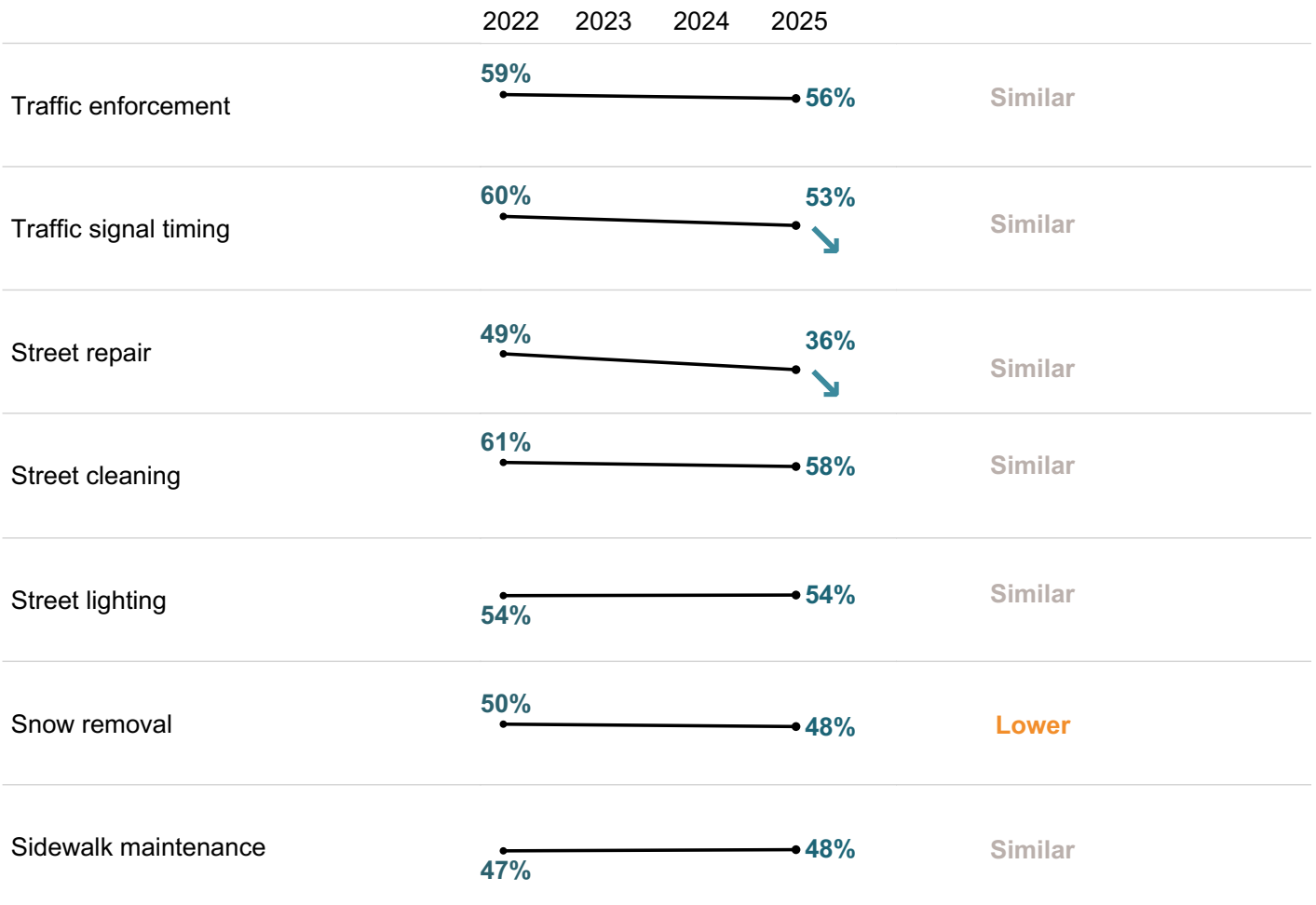
Please also rate each of the following in the Johnstown community.
(% excellent or good)



Please indicate whether or not you have done each of the following in the last 12 months.
 (% yes)



Please rate the quality of each of the following services in Johnstown.
 (% excellent or good)

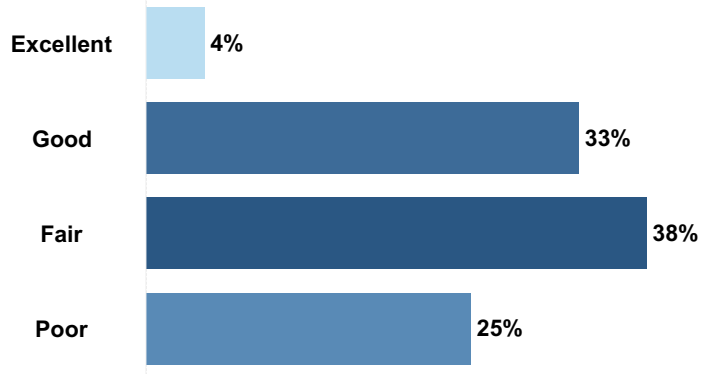


11. Comparison to the national benchmark is shown. If no comparison is available, this is left blank.

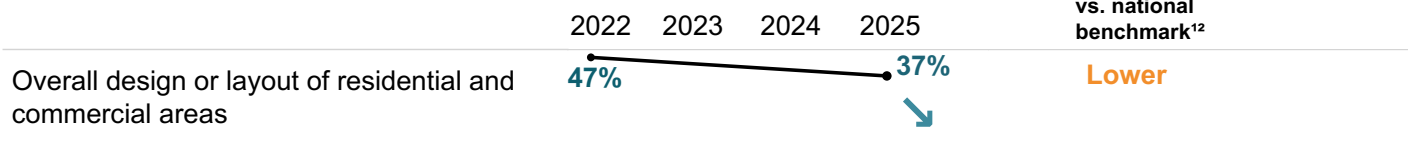
Overall design or layout of Johnstown's residential and commercial areas, 2025

Community Design

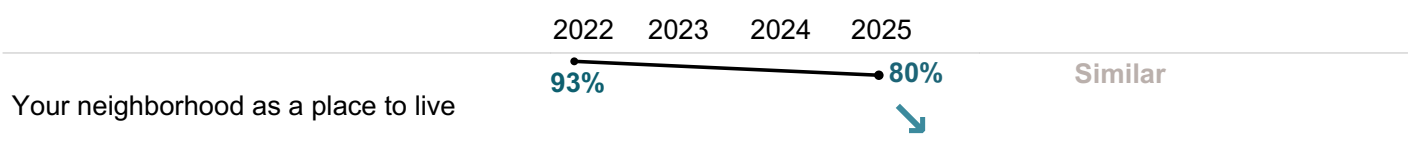
A well-designed community enhances the quality of life for its residents by encouraging smart land use and zoning, ensuring that affordable housing is accessible to all, and supporting development that suits residents' needs.



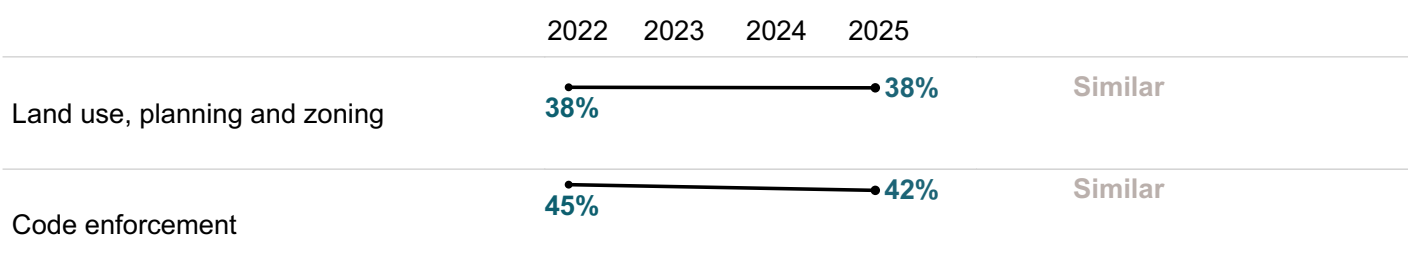
Please rate each of the following characteristics as they relate to Johnstown as a whole.
(% excellent or good)



Please rate each of the following aspects of quality of life in Johnstown.
(% excellent or good)



Please rate the quality of each of the following services in Johnstown.
(% excellent or good)



Please also rate each of the following in the Johnstown community.
 (% excellent or good)

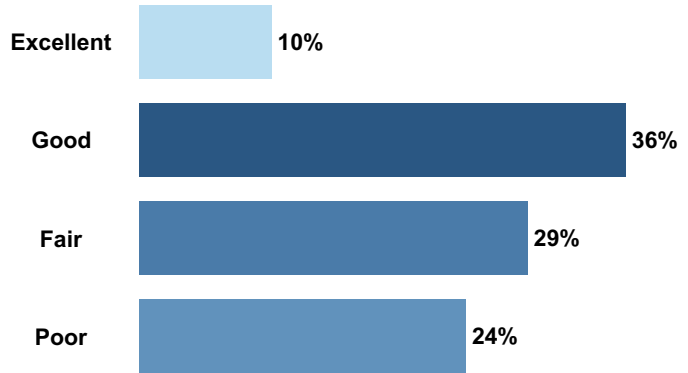


12. Comparison to the national benchmark is shown. If no comparison is available, this is left blank.


Overall quality of the utility infrastructure in Johnstown, 2025

Utilities

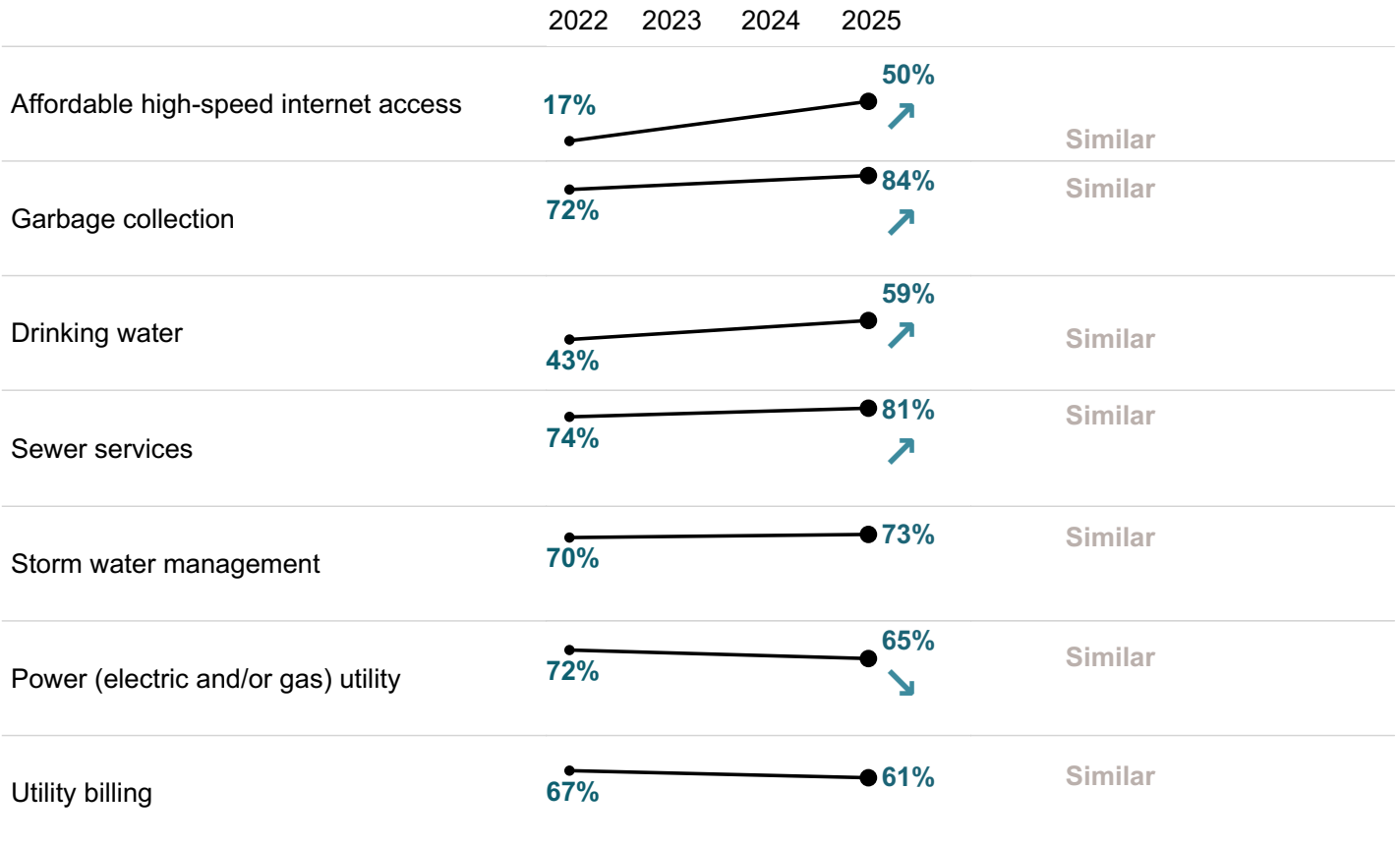
Access to essential services like water, gas, electricity, and internet is crucial for safeguarding the physical health, economic stability, and overall well-being of the communities they support.



Please rate each of the following characteristics as they relate to Johnstown as a whole. (% excellent or good)



Please rate the quality of each of the following services in Johnstown. (% excellent or good)

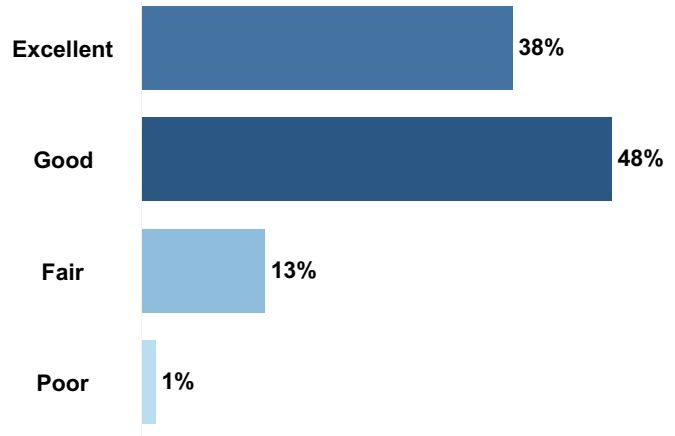


13. Comparison to the national benchmark is shown. If no comparison is available, this is left blank.

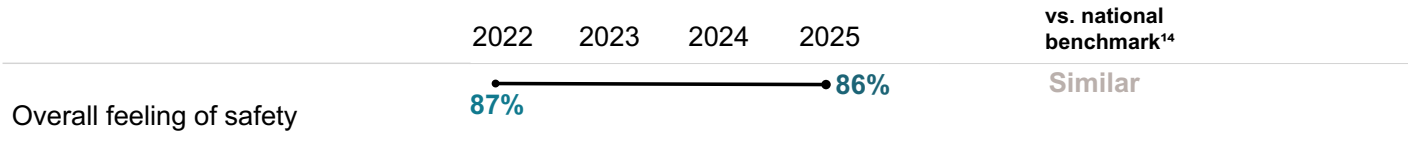
Safety

Public safety is one of the most important responsibilities of local governments, as every resident deserves to feel safe and secure both in their neighborhoods and across the wider community. The provision of strong, reliable safety services is essential to ensuring a high quality of life.

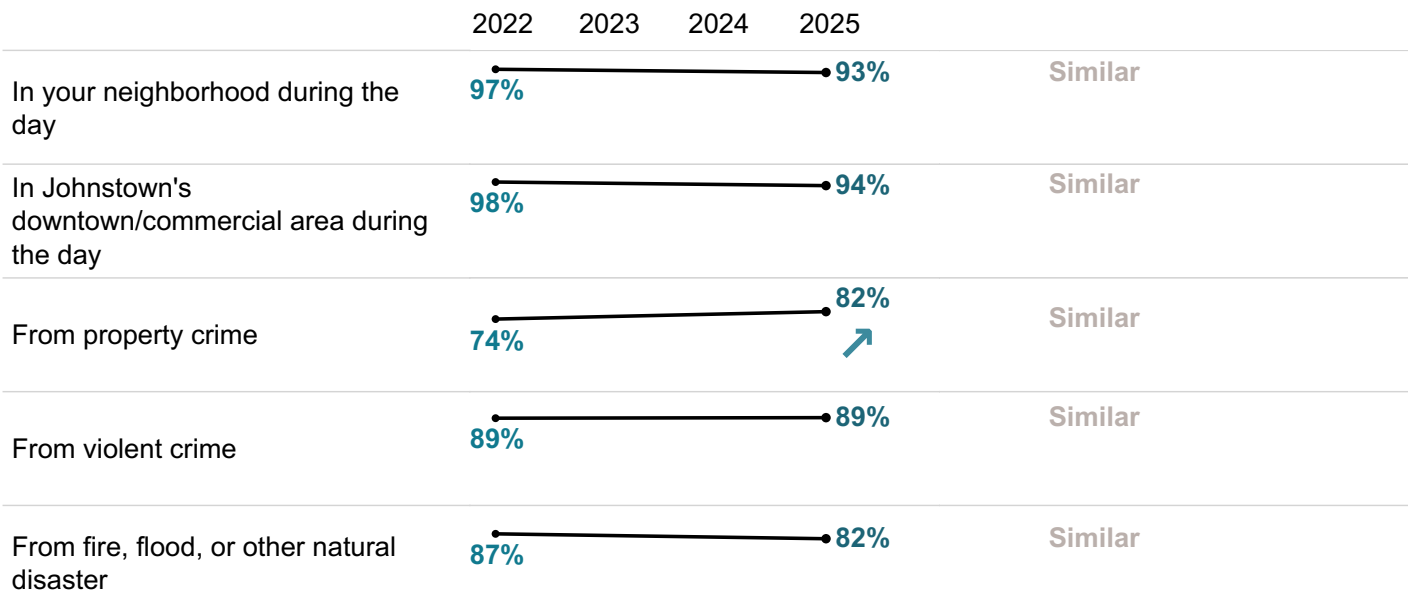
Overall feeling of safety in Johnstown, 2025



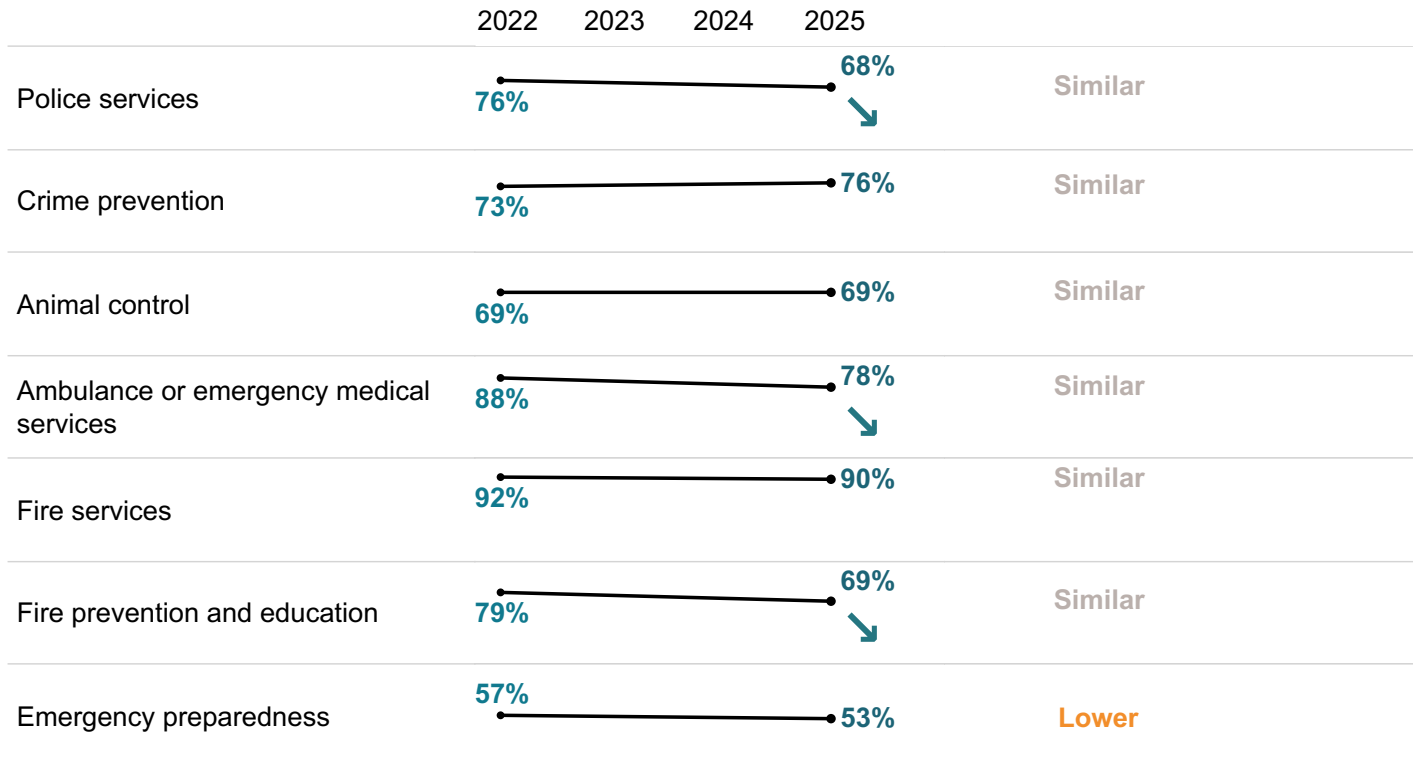
Please rate each of the following characteristics as they relate to Johnstown as a whole. (% excellent or good)



Please rate how safe or unsafe you feel: (% very or somewhat safe)



**Please rate the quality of each of the following services in Johnstown.
(% excellent or good)**

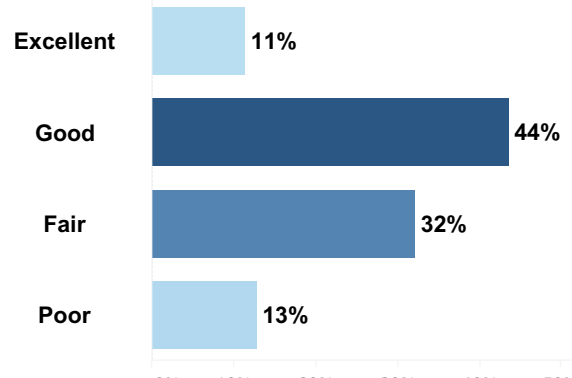


14. Comparison to the national benchmark is shown. If no comparison is available, this is left blank.


Natural Environment

The natural spaces in which residents live and experience their communities has a direct and profound effect on quality of life. The natural environment plays a vital role in the health and well-being of residents.

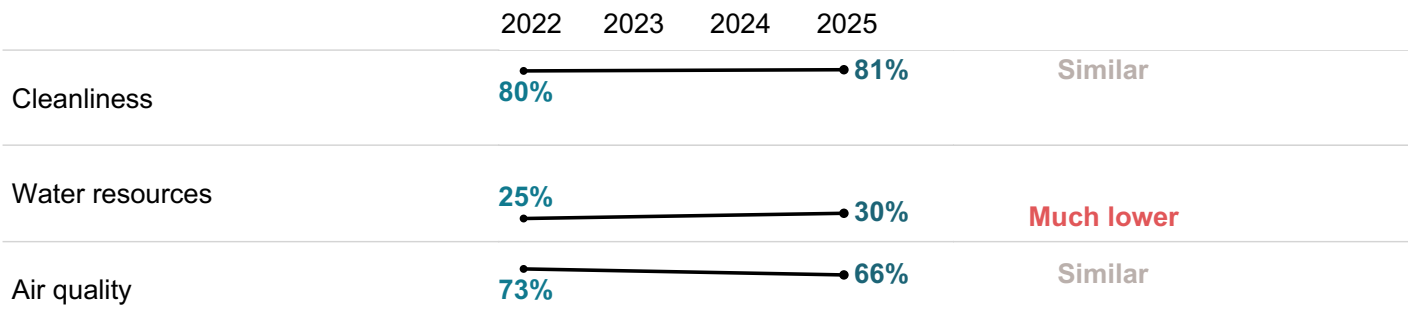
Overall quality of natural environment in Johnstown, 2024



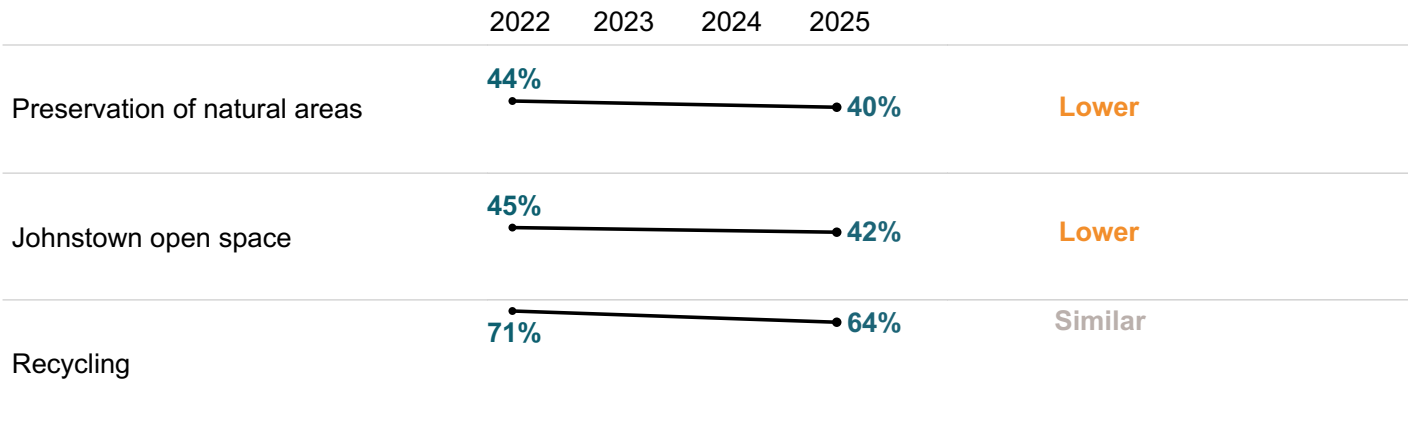
Please rate each of the following characteristics as they relate to Johnstown as a whole. (% excellent or good)



Please also rate each of the following in the Johnstown community. (% excellent or good)



Please rate the quality of each of the following services in Johnstown. (% excellent or good)



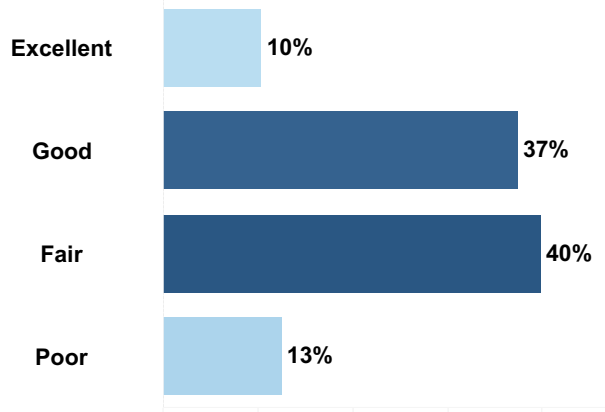
15. Comparison to the national benchmark is shown. If no comparison is available, this is left blank.

Parks and Recreation

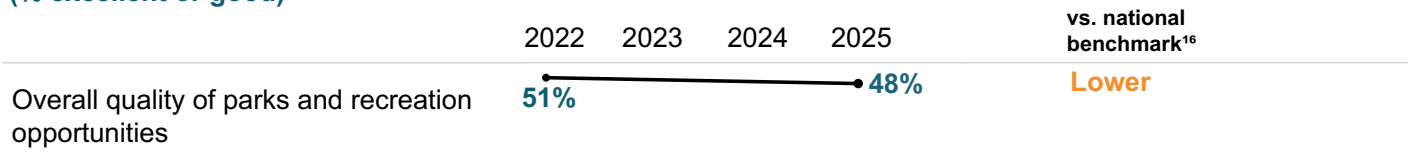
"There are no communities that pride themselves on their quality of life, promote themselves as a desirable location for businesses to relocate, or maintain that they are environmental stewards of their natural resources, without such communities having a robust, active system of parks and recreation programs for public use and enjoyment."

- National Recreation and Park Association

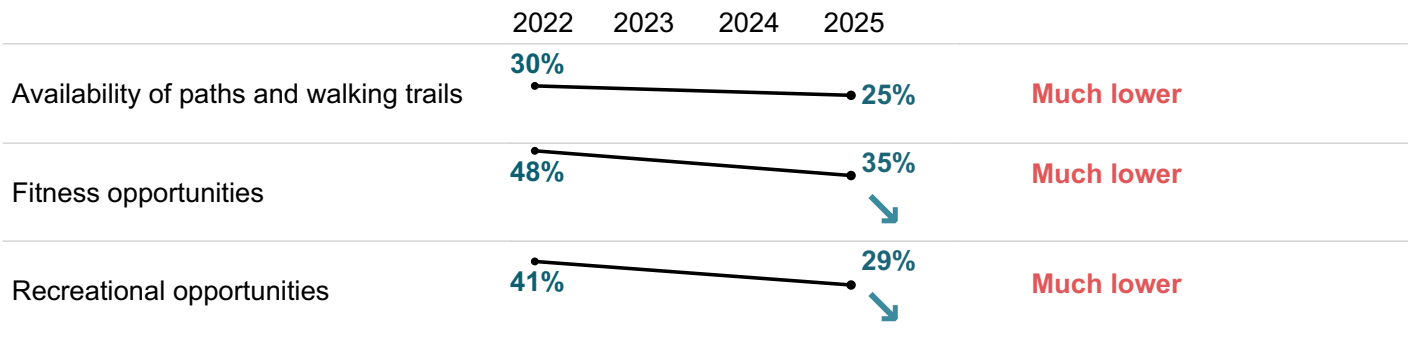
Overall quality of parks and recreation opportunities, 2025



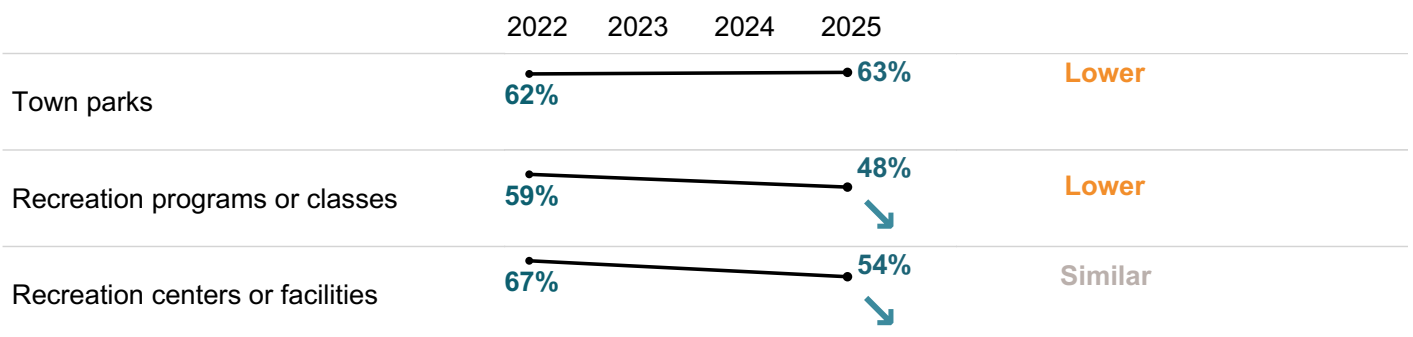
Please rate each of the following characteristics as they relate to Johnstown as a whole. (% excellent or good)



Please also rate each of the following in the Johnstown community. (% excellent or good)



Please rate the quality of each of the following services in Johnstown. (% excellent or good)

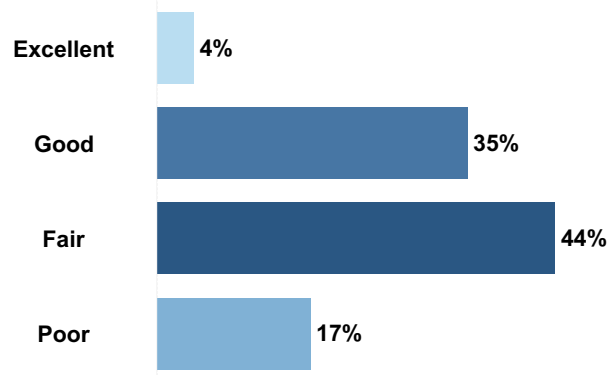


16. Comparison to the national benchmark is shown. If no comparison is available, this is left blank.

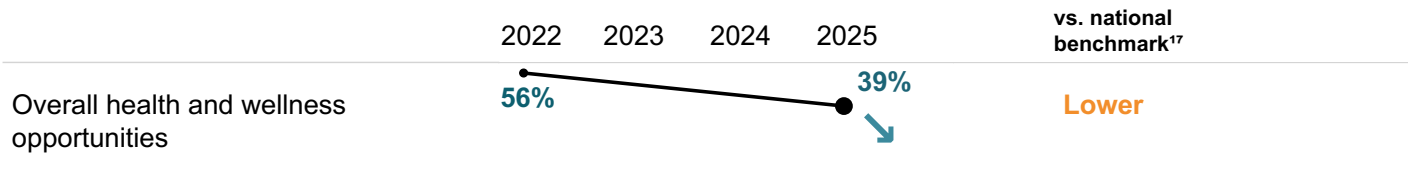
Health and Wellness

The features and amenities of a community directly influence residents' health and well-being, shaping their overall quality of life.

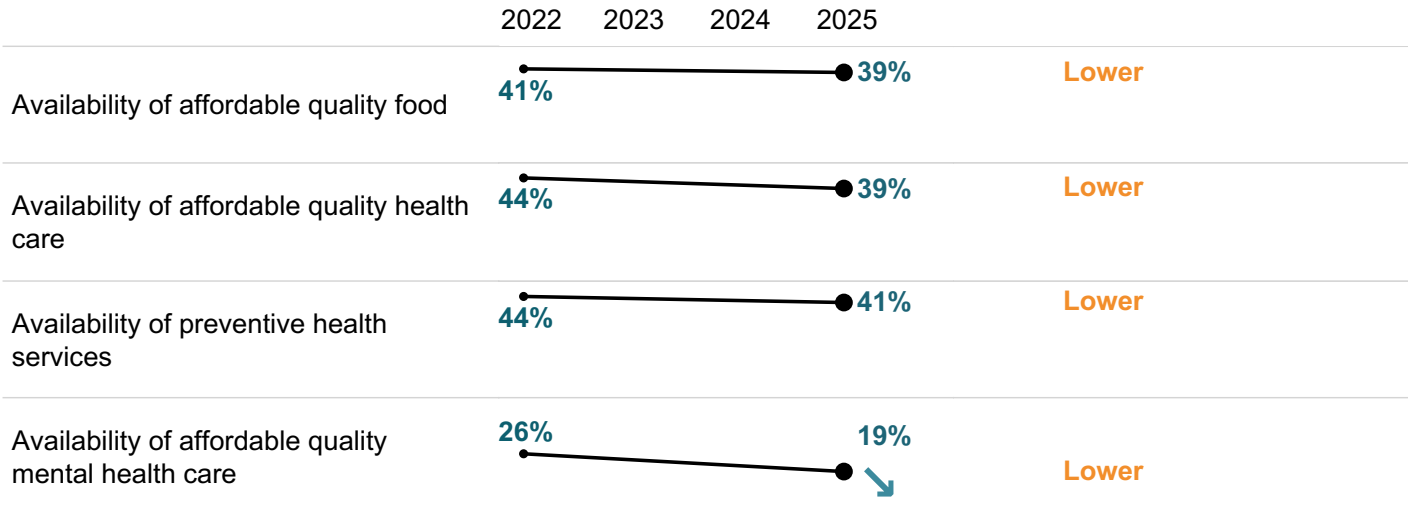
Overall health and wellness opportunities in Johnstown, 2025




Please rate each of the following characteristics as they relate to Johnstown as a whole. (% excellent or good)



Please also rate each of the following in the Johnstown community. (% excellent or good)



Please rate the quality of each of the following services in Johnstown.
(% excellent or good)

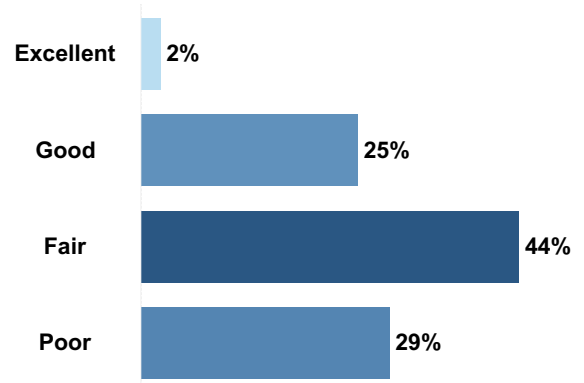


Please rate your overall health.
(% excellent or very good)



17. Comparison to the national benchmark is shown. If no comparison is available, this is left blank.

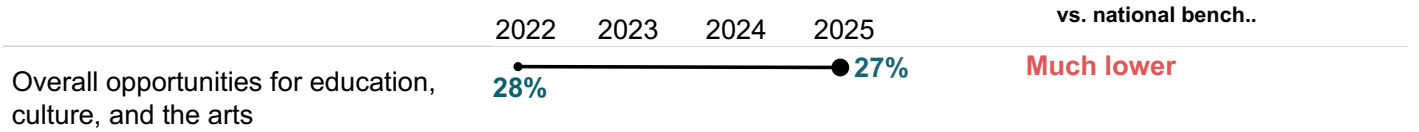
Overall opportunities for education, culture and the arts, 2025



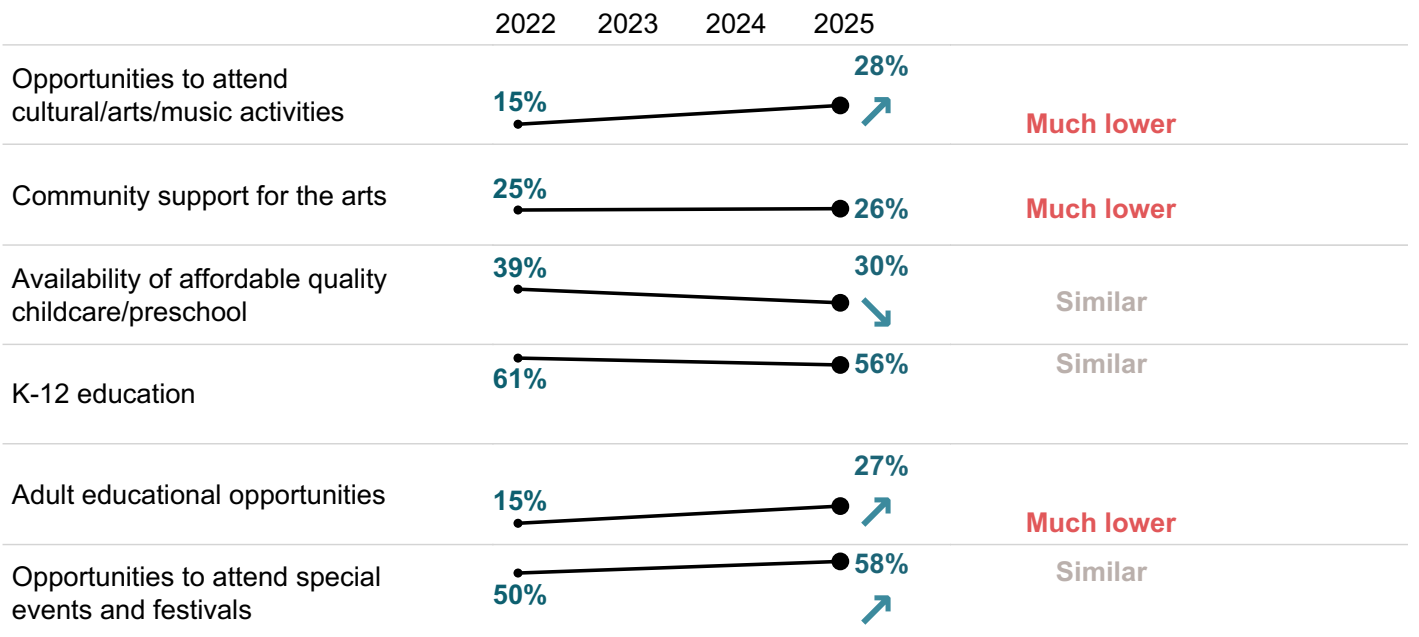
Education, Arts, and Culture

Participation in the arts, in educational opportunities, and in cultural activities is linked to increased civic engagement, greater social tolerance, and enhanced enjoyment of the local community.

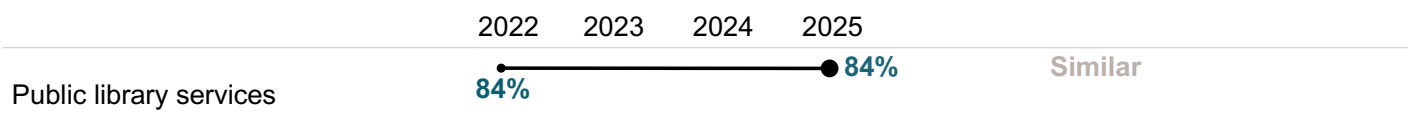
Please rate each of the following characteristics as they relate to Johnstown as a whole. (% excellent or good)



Please also rate each of the following in the Johnstown community. (% excellent or good)



Please rate the quality of each of the following services in Johnstown. (% excellent or good)

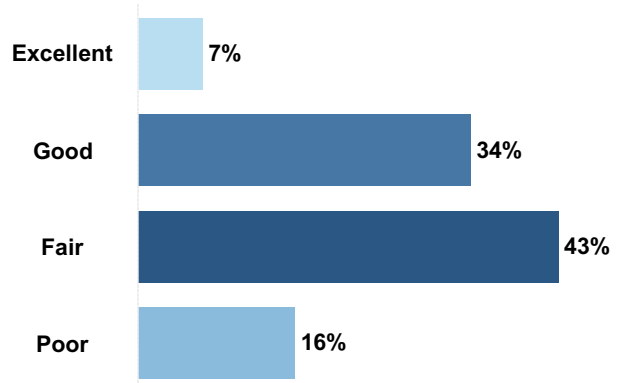


18. Comparison to the national benchmark is shown. If no comparison is available, this is left blank.


Residents' connection and engagement with their community, 2025

Inclusivity and Engagement

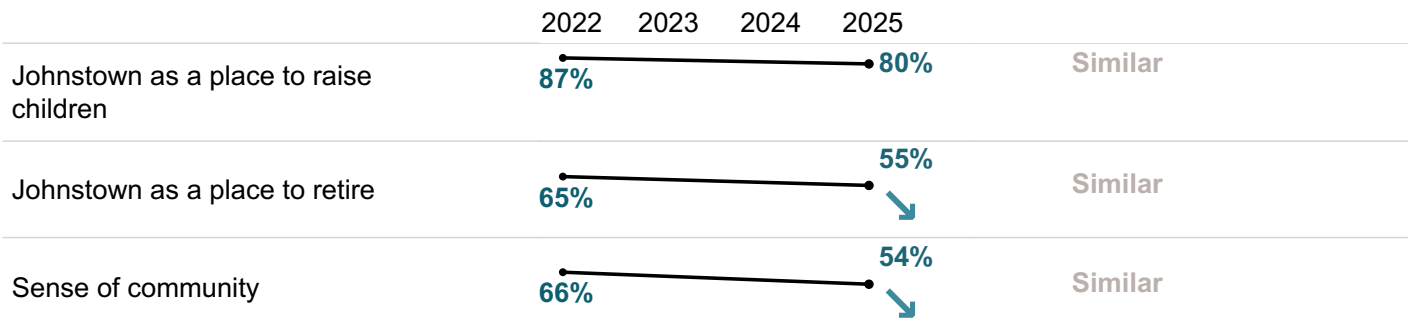
Inclusivity refers to a cultural and environmental feeling of belonging; residents who feel invited to participate within their communities feel more included, involved, and engaged.



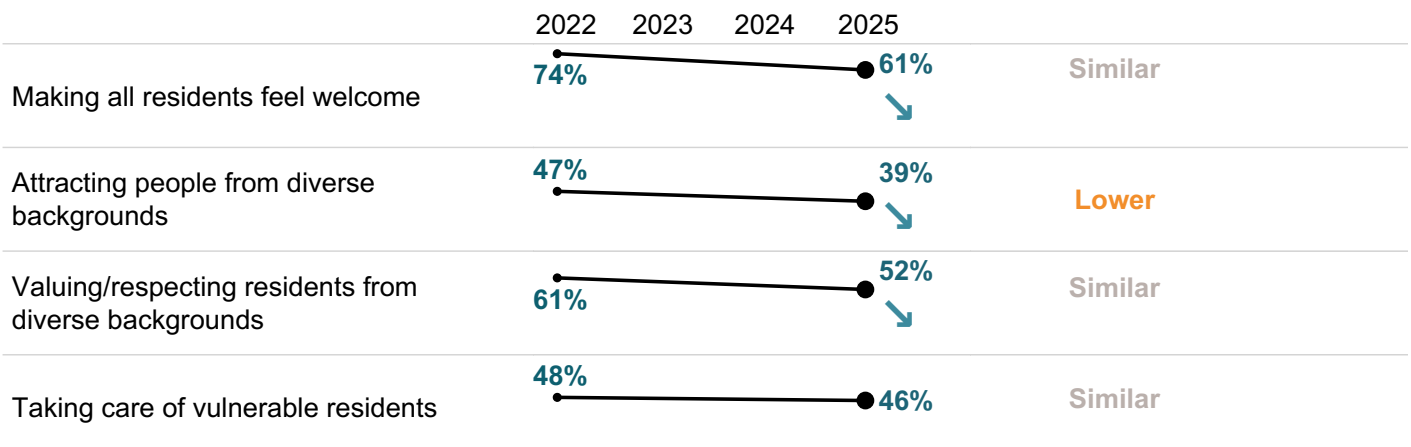
Please rate each of the following characteristics as they relate to Johnstown as a whole. (% excellent or good)



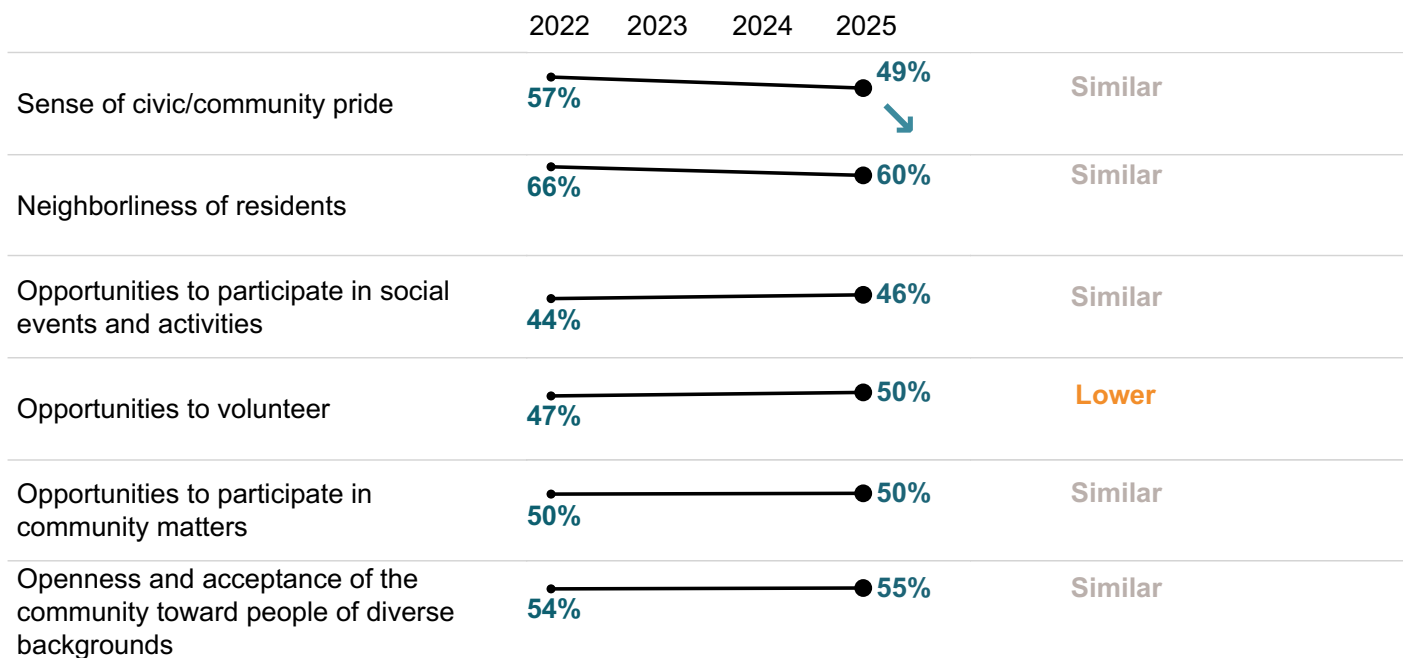
Please rate each of the following aspects of quality of life in Johnstown. (% excellent or good)



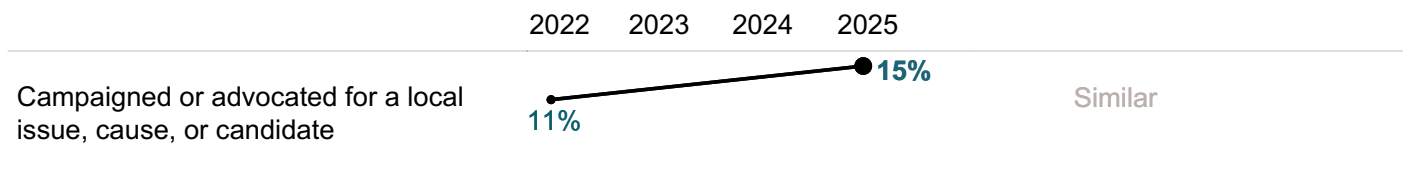
Please rate the job you feel the Johnstown community does at each of the following. (% excellent or good)



Please also rate each of the following in the Johnstown community.
 (% excellent or good)









Please indicate whether or not you have done each of the following in the last 12 months.
 (% yes)



























































19. Comparison to the national benchmark is shown. If no comparison is available, this is left blank.

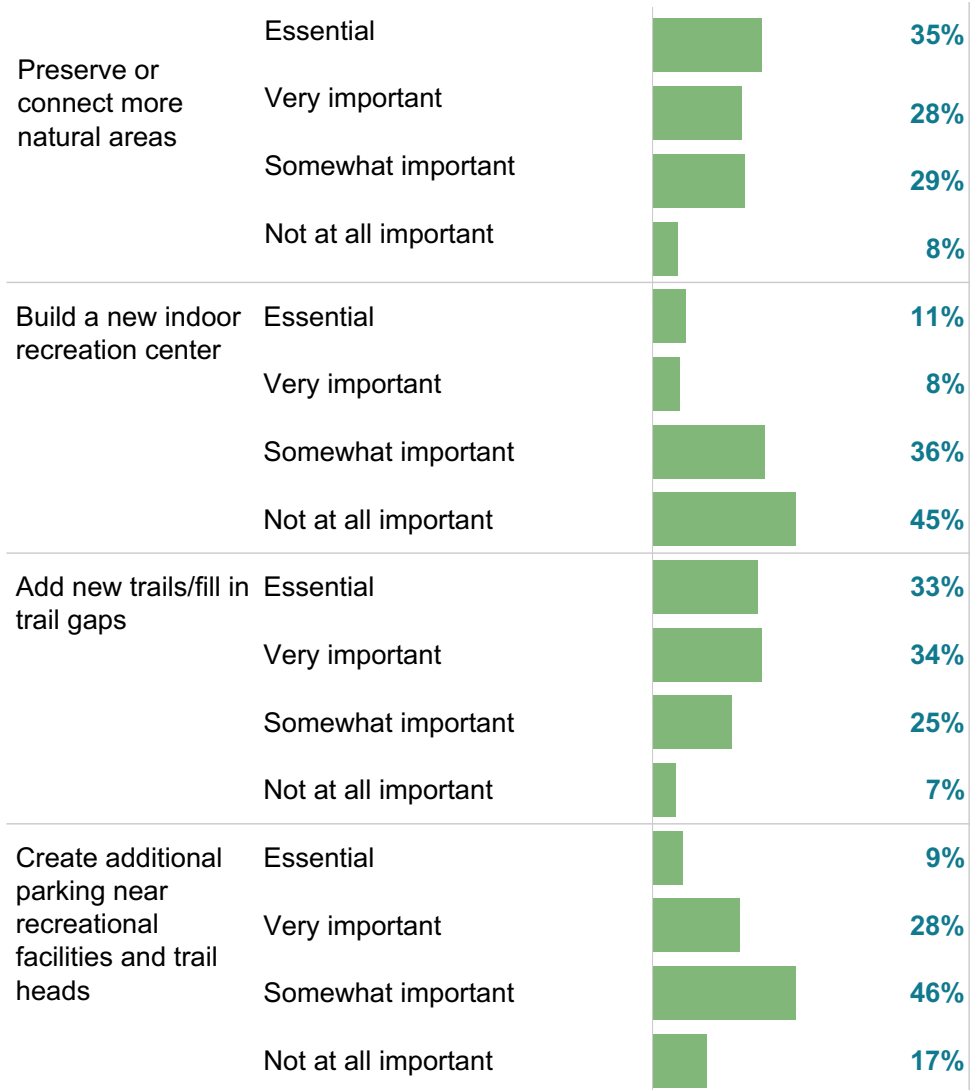
Custom Questions

Below are the complete set of responses to each custom question on the survey. By default, “don’t know” responses are excluded.

Parks serve various uses within a community, some of which are listed below. Please rate how important, if at all, each use is to our community.	Providing visual "green spaces" within the city	Essential		32%
		Very important		40%
		Somewhat important		24%
		Not at all important		4%
	Providing a place for rest and relaxation	Essential		26%
		Very important		37%
		Somewhat important		31%
		Not at all important		6%
	Providing developed spaces for field sports (e.g., soccer, football, rugby, field hockey, lacrosse)	Essential		16%
		Very important		40%
		Somewhat important		34%
		Not at all important		9%
	Providing open lawn/play space (for children or adults to play their own games like tag, frisbee, croquet, etc.)	Essential		21%
		Very important		46%
		Somewhat important		31%
		Not at all important		1%
	Providing opportunities for court sports (e.g., tennis, basketball)	Essential		12%
		Very important		40%
		Somewhat important		39%
		Not at all important		9%
	Providing places for group gatherings	Essential		15%
		Very important		45%
		Somewhat important		34%
		Not at all important		7%

Providing places for children to play on playground equipment	Essential		33%	
	Very important		43%	
	Somewhat important		22%	
	Not at all important		2%	
Providing places to exercise pets	Essential		17%	
	Very important		37%	
	Somewhat important		34%	
	Not at all important		13%	
Providing a place to walk or jog within the city	Essential		29%	
	Very important		44%	
	Somewhat important		24%	
	Not at all important		3%	
Providing natural open lands or wildlife habitat within the city	Essential		38%	
	Very important		31%	
	Somewhat important		28%	
	Not at all important		4%	
Providing annual flower plantings	Essential		15%	
	Very important		25%	
	Somewhat important		46%	
	Not at all important		14%	
Providing low-water perennial (bloom year after year) plantings	Essential		26%	
	Very important		30%	
	Somewhat important		35%	
	Not at all important		9%	
How important, if at all, do you think it is for the Town to seek funding to do the following in the next 5 years?	Expand the park system by acquiring new property for parks and natural lands	Essential		21%
		Very important		29%
		Somewhat important		38%
		Not at all important		13%

Build new parks on land the Town already owns to improve neighborhood access to a park	Essential		29%
	Very important		38%
	Somewhat important		27%
	Not at all important		6%
Renovate/enhance existing parks and natural areas	Essential		23%
	Very important		37%
	Somewhat important		34%
	Not at all important		6%
Improve daily maintenance and management of existing parks	Essential		23%
	Very important		38%
	Somewhat important		32%
	Not at all important		7%
Expand recreation program and community facilities offerings	Essential		14%
	Very important		32%
	Somewhat important		46%
	Not at all important		7%
Seek additional funding to create and maintain existing offerings	Essential		11%
	Very important		32%
	Somewhat important		44%
	Not at all important		12%
Design or improve parks where people can play sports	Essential		13%
	Very important		27%
	Somewhat important		49%
	Not at all important		10%
Improve or build parks in underserved areas of the city	Essential		20%
	Very important		35%
	Somewhat important		33%
	Not at all important		12%



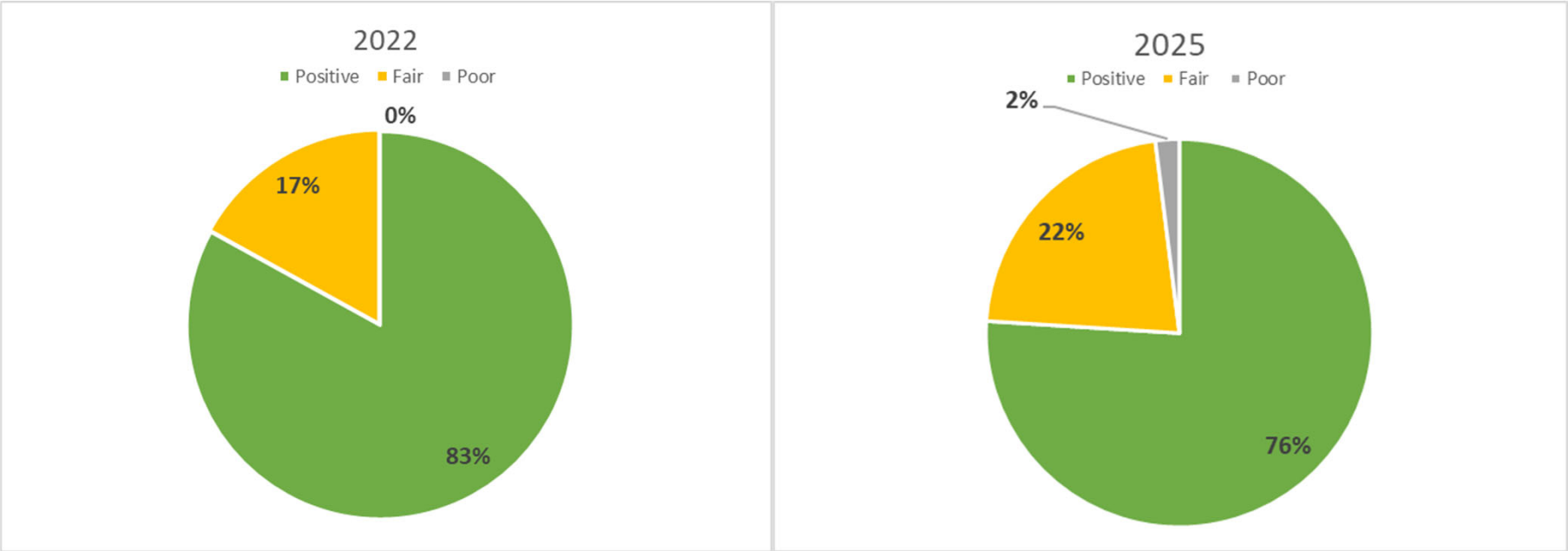


Community Survey Results

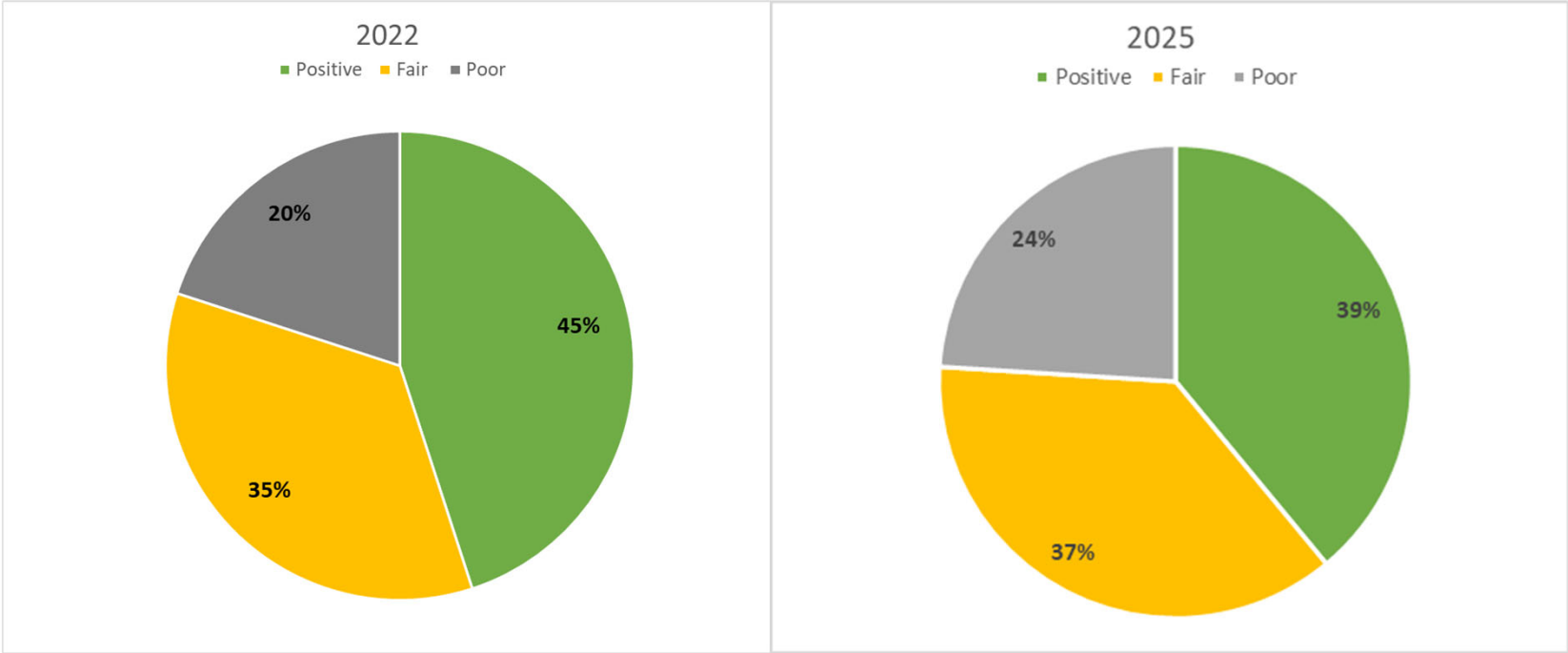
2025




Quality of Life



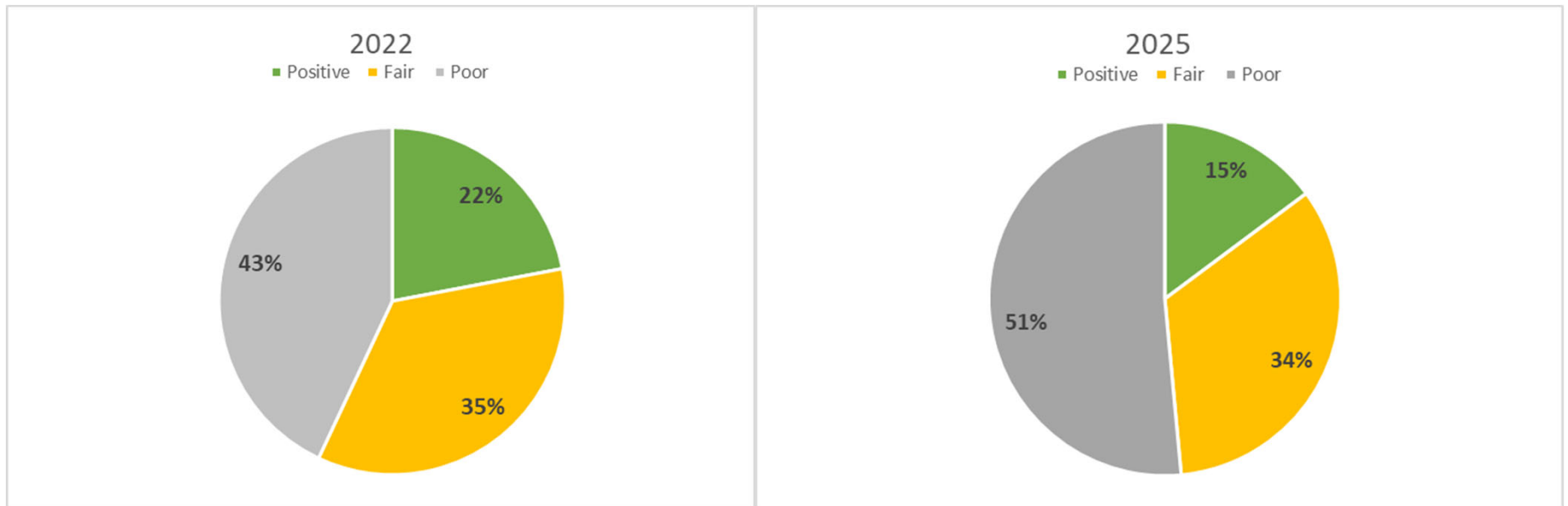
Overall Confidence in Johnstown Government



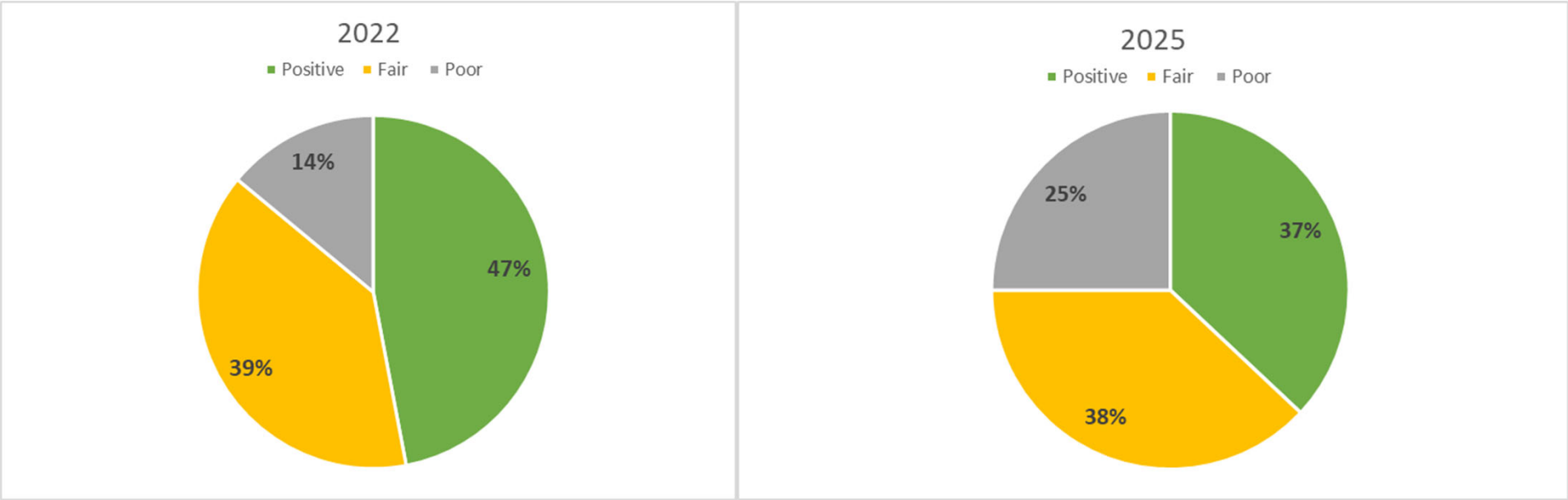
Overall Economic Health of Johnstown



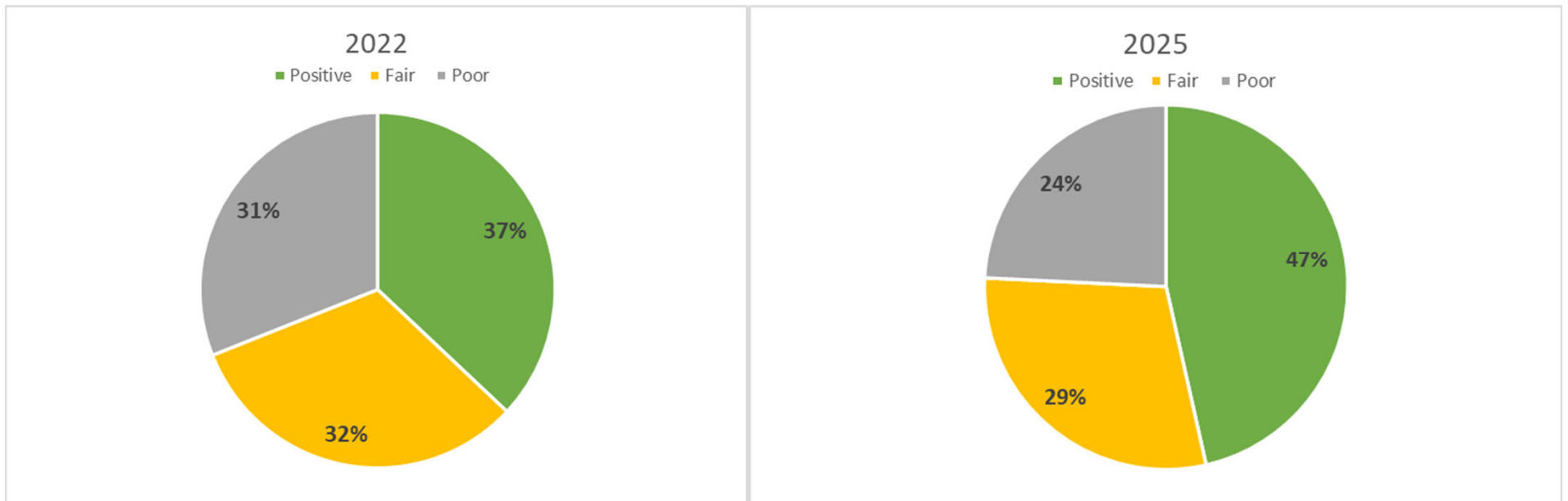
Overall Quality of the Transportation System



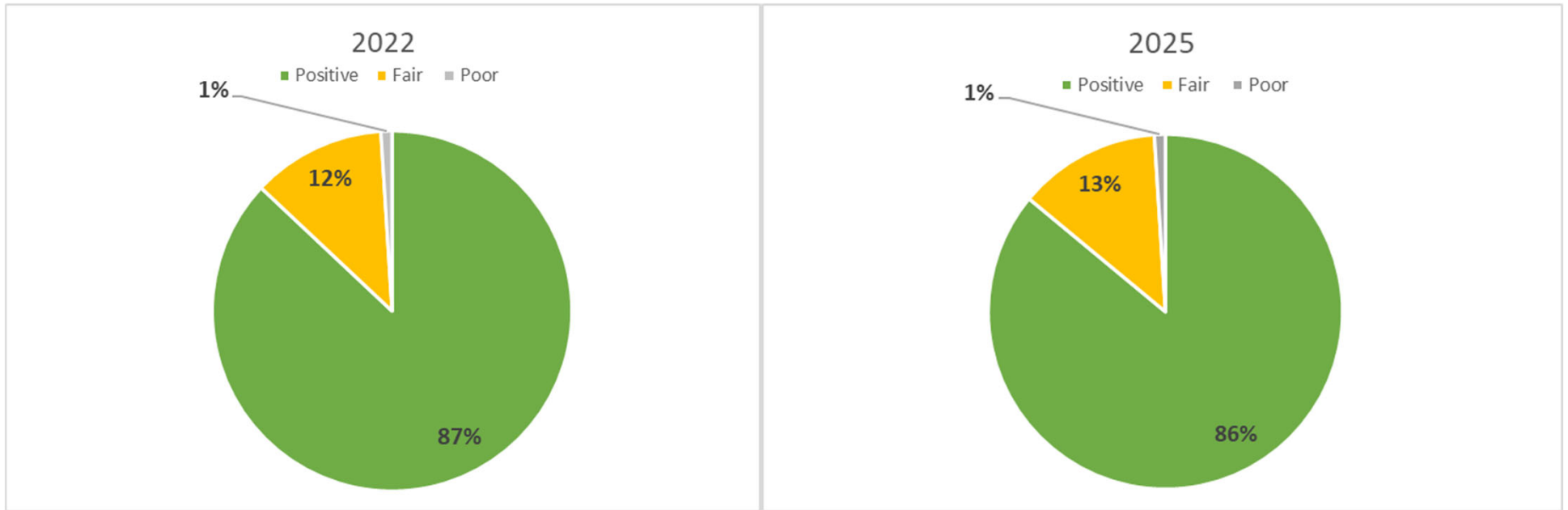
Overall Design or Layout of Johnstown's Residential and Commercial Areas



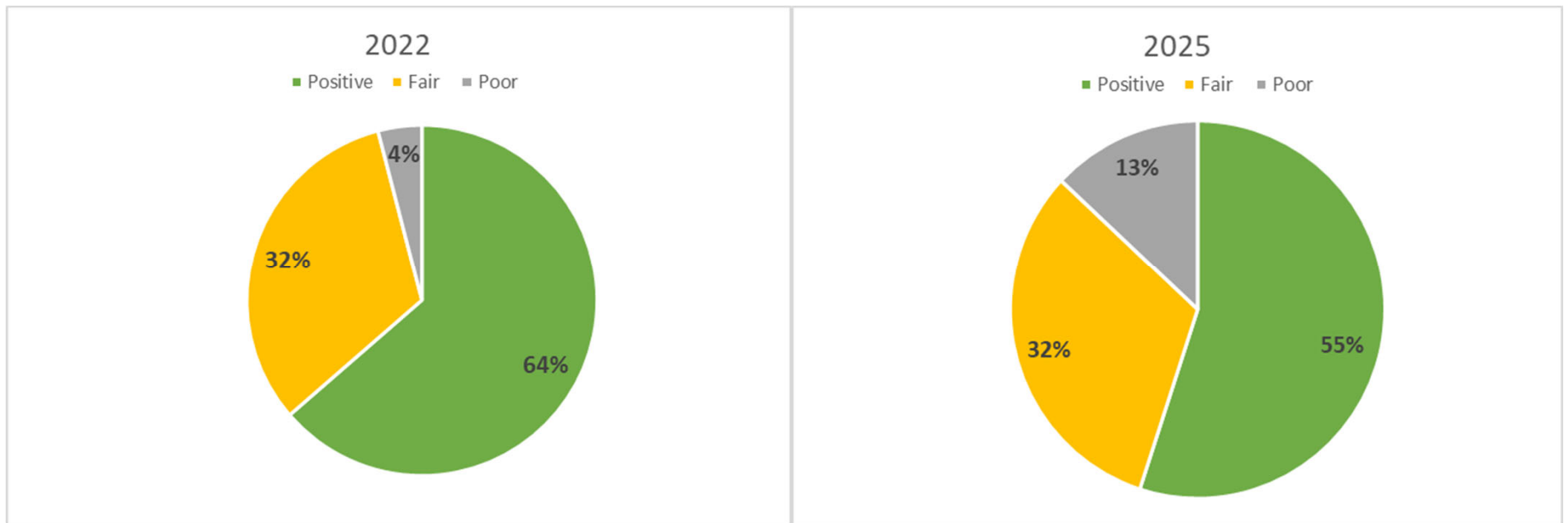
Overall Quality of the Utility Infrastructure



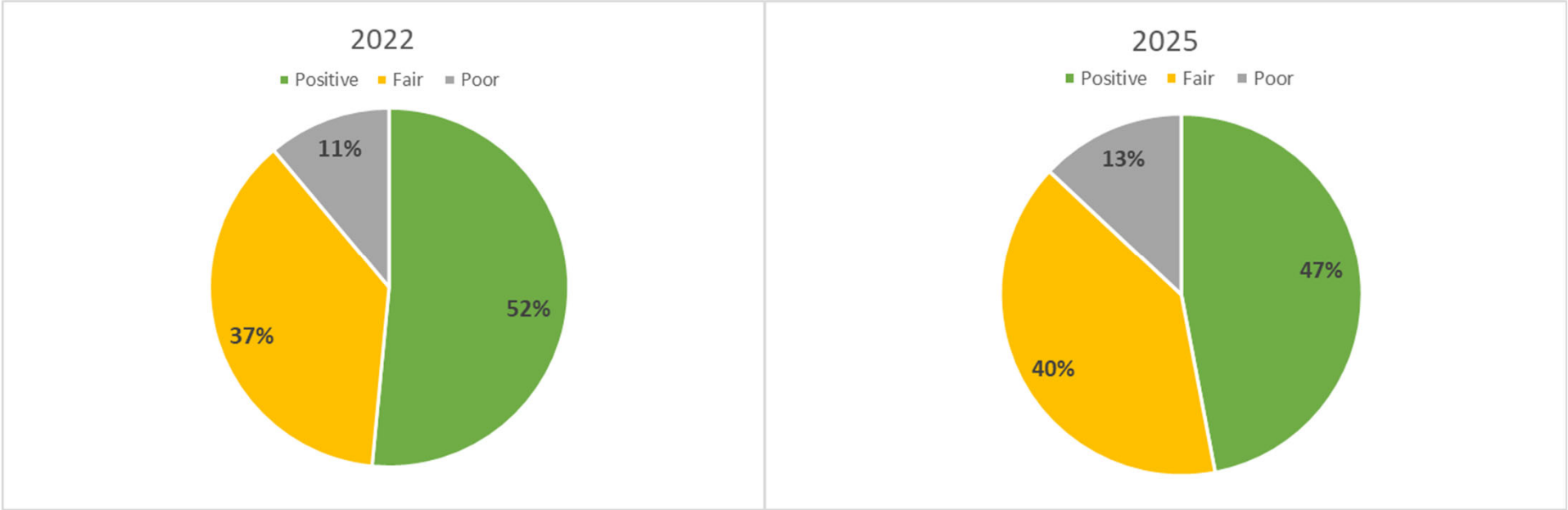
Overall Feeling of Safety in Johnstown



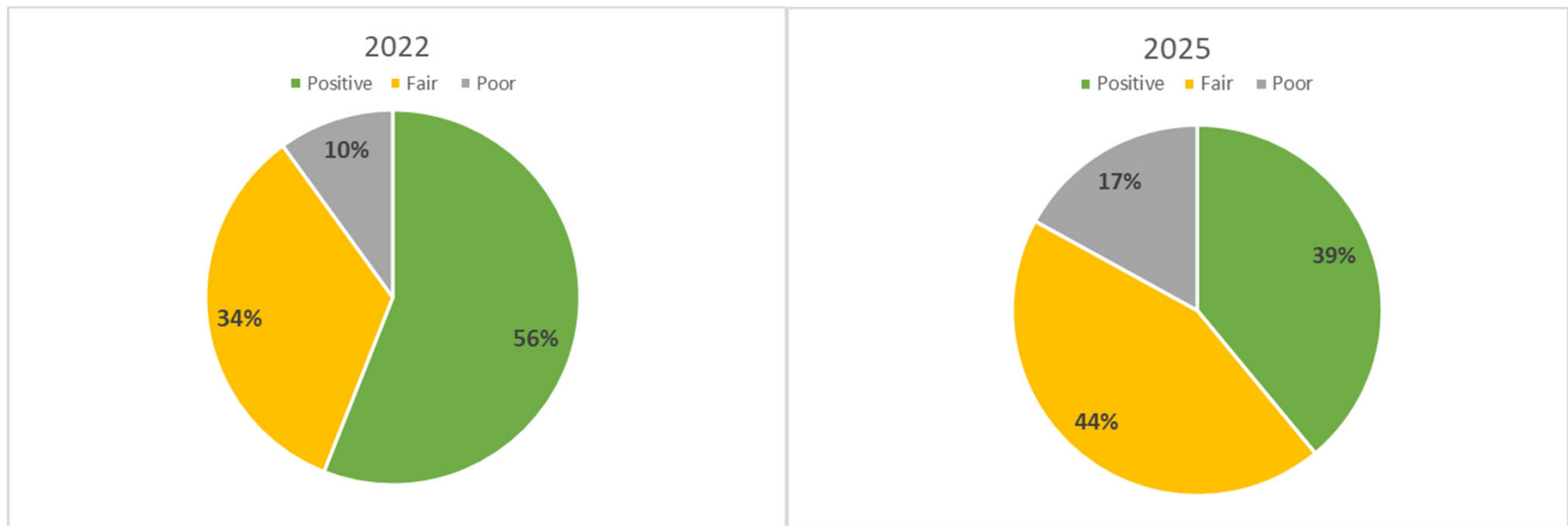
Overall Quality of Natural Environment



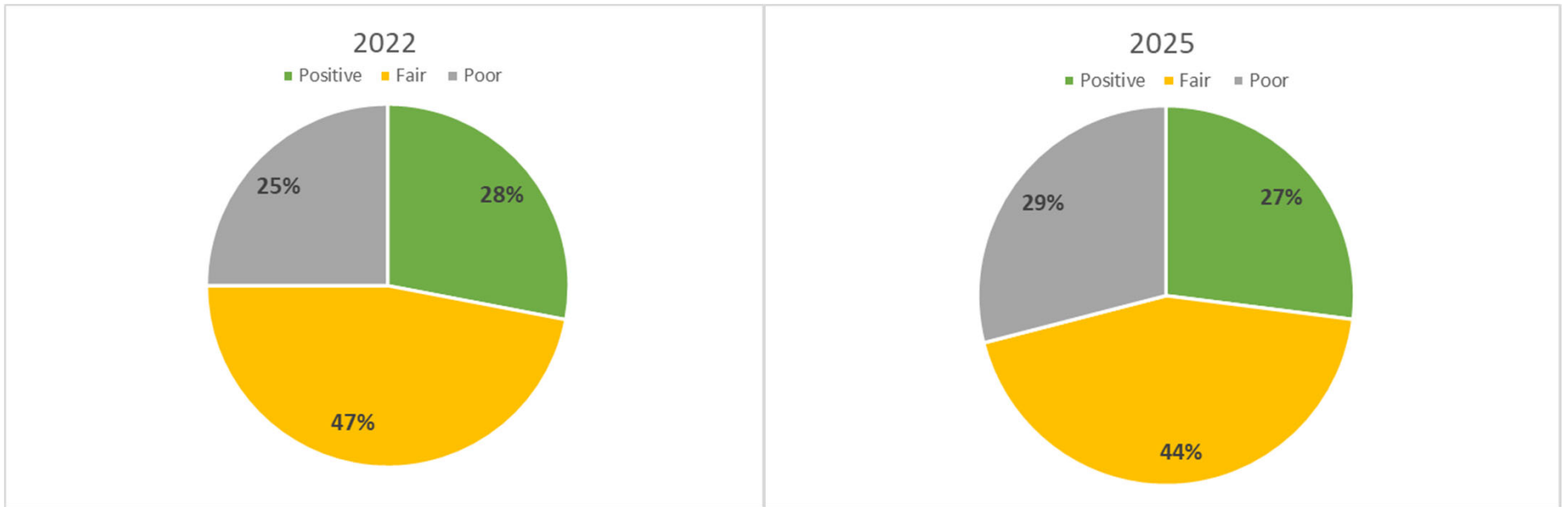
Overall Quality of Parks and Rec Opportunities



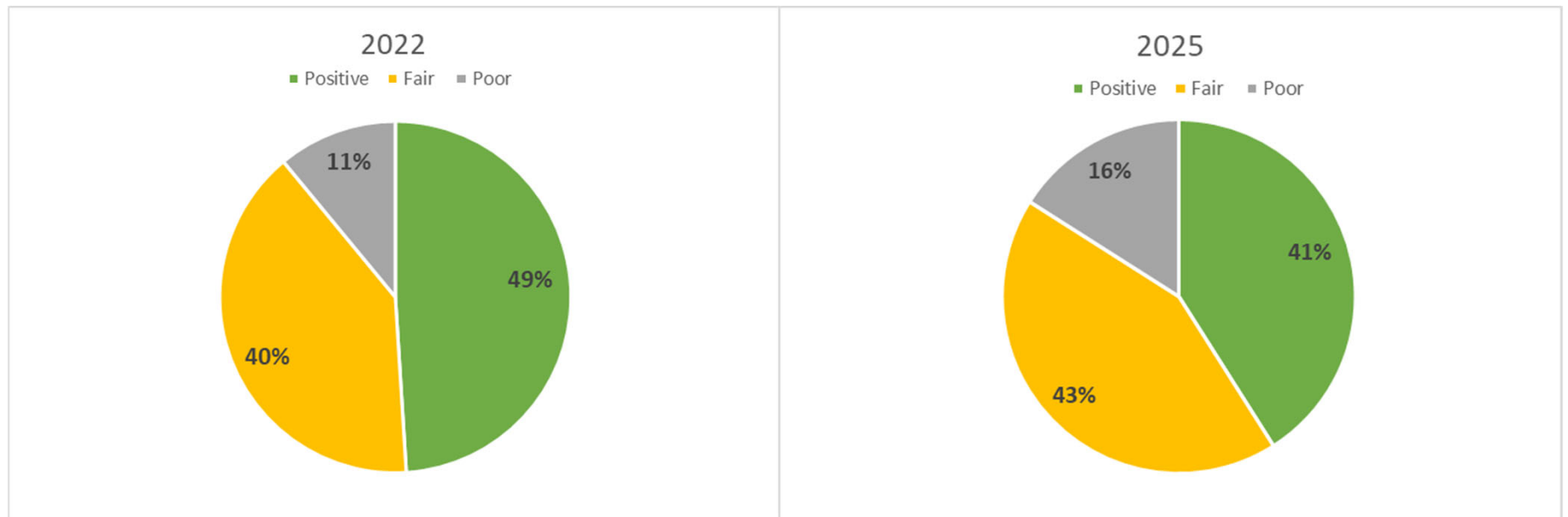
Overall Health and Wellness Opportunities



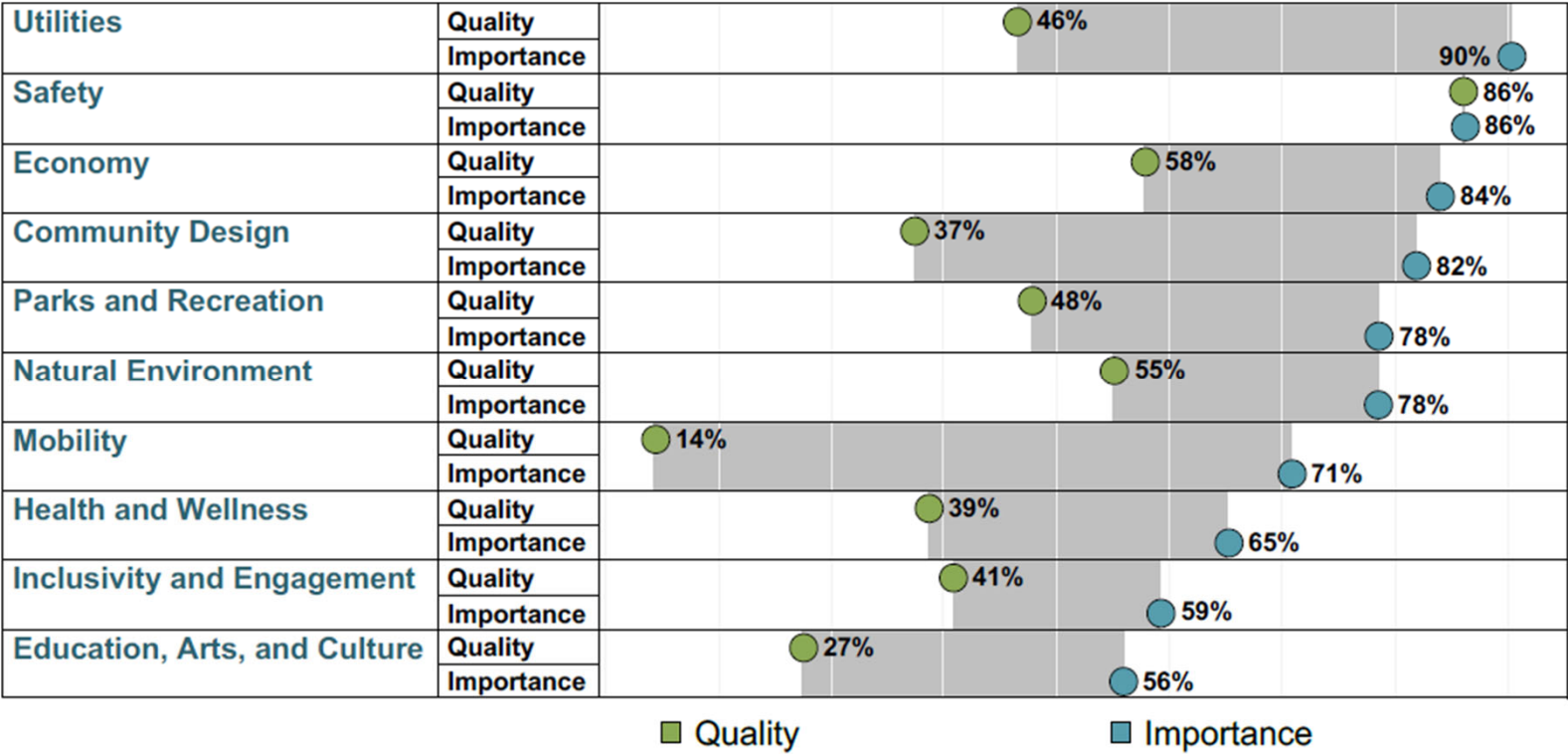
Overall Opportunities for Education, Culture, and Arts



Residents Connection and Engagement With Their Community



Quality/Importance Gap Analysis





450 S. Parish
Avenue
Johnstown, CO
80534
970-587-4664

JohnstownCO.gov

Town Council Work Session Communication

Agenda Date: May 11, 2026
Subject: FY 2027 Budget Priorities
Attachments: None
Presented by: Matt LeCerf, Town Manager

Work Session Item Description:

In compliance with the Home Rule Charter of the Town of Johnstown, Section 8.3(C) requires the Town Manager to: *cause a proposed budget, including a capital budget, to be prepared and submitted to the Council biannually, annually or as provided by Council ordinance, and be responsible for the administration of the budget adopted by Council.*

Subsequent to this action, the Home Rule Charter outlines a general expectation that Town Council will adopt a budget as stated in Section 12.7. - Town Council Adoption: *The Council shall adopt the budget for the next fiscal year by ordinance or resolution on or before the final day of the current fiscal year. If it fails to adopt the budget for the next fiscal year by this date, the amounts appropriated for the current operations for the current fiscal year shall be deemed adopted for the next fiscal year on a month-to-month basis, with all items in it prorated accordingly, until such time as the Council adopts the budget for the next fiscal year.*

The two elements – a proposed budget presented to Town Council by the Town Manager and adoption of the annual budget by the Town Council requires a healthy and symbiotic relationship. This starts with the Town Council providing the Town Manager with their collective and agreed upon priorities. Based on the priorities of the Council, Staff works to incorporate as many of the requested Council budget priorities while also being cognizant of factors that include the following:

1. The ability of Staff to be able to accomplish the goals requested by Council based on the availability of both resources and Staff within the organization;
2. The impact the request may have on the current level of services delivered at this time to the Community; and
3. The financial impact and sustainability of the organization. The context of this is directly related to the ending fund balances and the ongoing annual or regular maintenance as applicable.

The initial kickoff to the FY 2027 budget priority discussion will include a presentation of the results from the community survey that was conducted by a 3rd party entity. We do this community survey every 3 years to gather information related to the Community's satisfaction level on a comprehensive number of the services and quality of life components the Town provides or indirectly impacts. Staff believes this helps provide insight and guide decision making for the Council's priorities for FY 2027 as well as Strategic Plan updates, capital improvement planning, and ongoing service delivery efforts. Following the survey presentation, Staff will facilitate the discussion to identify the budgetary priorities of Council for FY 2027 and rank these priorities accordingly.

For historical context, in June 2025, Council held a work session to identify their priorities for FY 2026 Budget. Below is a brief overview of the list of topics identified for consideration in the budget and their status in the FY 2026; including those that may not have been included or modified in FY 2026.

Project – Senior/Community Center Facility

Current Status: In 2026, funding was appropriated to complete the design and begin construction of the facility anticipated for completion in 2027. The Town and TRPR continue to work through the design process and has contracted with a CMAR General Contractor (subject to a formal award). The project is expected to be awarded in July 2026. Current cost estimates are higher than the initially projected amount of \$5MM in addition to the offsite improvements. Aside from the budgetary projections, the project is proceeding as planned and is progressing appropriately.

Project – Letford Park & Centennial Park Development

Current Status: The Town is currently in the construction design phase for the Letford Park project. This design is expected to be completed towards the end of the calendar year, with construction to begin tentatively in December 2026. Completion of the project is expected in October 2027. The total estimated budget for this project is about \$7.5MM and funding will need to be appropriated (rolled over) in the FY 2027 budget to complete the project.

At the Centennial Park site, there are a number of environmental clearances that need to be addressed before design construction plans can be developed for the site. Council has been briefed on these elements, but as a refresher, the environmental clearances include at a minimum: an evaluation of the floodway, flood plain analysis to include completion of the FEMA Letter of Map Revision (LOMR), and endangered species reviews. This will take a few years to complete, which makes getting started now, critical. Currently we are working on a pre-environmental analysis to identify the risk and constraints on the project, which should be completed in October 2026. Following this phase, the full environmental engineering should take about 2 years. Design and construction will follow and based off the approved master plan concept for this site, the total cost is estimated at \$35MM.

Project – Weld County Road 46 Improvements

Current Status: Design of the Weld County Road 46 (WCR 46) project roadway between Colorado Blvd. (WCR 13) and Parish Avenue has been completed. This project will have two development partners, responsible for WCR 46 from Colorado Blvd. to Telep Avenue and WCR

15½ to Parish Avenue respectively. This leaves a ½ mile section of the roadway from Telep to WCR 15½ incomplete which will be the Town's responsibility. The Town plans to request construction estimates from the construction companies on either side of our segment. This is to ensure a seamless construction and transition from and to each of the private project segments. Funding has been allocated in FY 2026 at \$1.5MM for this segment of the project. In the future, the Town will either receive reimbursement or will mandate the adjacent property owners to complete the roadway to its ultimate major arterial design. Construction is currently delayed due to the start of the irrigation season and the need to install a new box culvert in the ditch and development approvals. Consequently, construction is not expected to begin until October 2026.

Project – Additional Police Officers

Current Status: The Town Council requested additional officers in FY 2026 and staffing requests made by the department have been incorporated into the budget based on the current need. Project – Sandra Drive Drainage Project Current Status: The Town continues to work on a final easement that needs to be acquired for the Sandra Drive Project. Subject to the easement acquisition, the design engineering will be completed, and the project will be issued for a public bid. Funding for this project has been allocated in FY 2026 in the general fund in the amount of \$5.6MM.

Project – Weld County Road 46.5 Project

Current Status: The segment of WCR 46 ½ requested by Council to explore paving is not within the Town limits of Johnstown, existing in the Weld County jurisdiction. Staff intends to approach Weld County Staff during 2026 about their plans to pave this section of roadway and will report back to Council accordingly. The segment of this unpaved roadway is approximately ½ mile in length.

Project – VFW/JM Post Facility Project

Current Status: A proposal to support the VFW/JM Post with an allocation of \$5MM to construct a new facility for the community was not included in the budget. This was due to the fact that the allocation would have brought the ending general fund balance to below the standard of 1.5 years desired by Town Council. Looking forward this project is not planned for funding since individual Councilmembers received inquiries if other non-profit organizations might also receive consideration for financial support for their own facility.

Project – AI Healthcare/Aerospace Industry

Current Status: Staff recognizes that Council desires to see these industries as an economic development priority. Staff will continue to pursue these opportunities as they present themselves to support this initiative and primary job creation. Council may want to explore commissioning a study to determine if our demographics meet the needs and desires of these industry types. The Town does have Dcubed USA who recently established in Johnstown in late 2025. They provide products for satellite deployment in space.

Project – Open Space/Parks Sales Tax Initiative

Current Status: Council approved a resolution to ask voters to consider a ballot question permitting for a 0.5% sales and use tax on Open Space, Park, and Trail use. The measure on

April 7 failed by a 1,473 (52.5% - NO) vs. 1,336 (47.5% - YES) margin.

Project – Senior Housing/Continuum of Care Project

Current Status: No funding was appropriated for this project. If opportunities do present themselves to the Town, Council would have discretion to incentivize this housing application and project. One item included in the FY 2026 budget is a housing needs study which was awarded earlier this year. This is a required study, mandated by the State to be completed before the end of the 2026 calendar year. As part of the housing study, Staff is working with the consultant hired to include a section dedicated to an analysis and demand of this housing type.

Project – High Plains Blvd. Project

Current Status: The initial request for High Plains Blvd. envisioned a fully connected segment from Highway 60 to Highway 34. Prioritizing this project over existing roadway capital projects would have depleted funding and delayed critical improvements to currently higher roadway priorities. Based on other roadway capital projects needs, only a small funding allocation has been made for this regional project. The funding is focused on the realignment of High Plains Blvd. from Ronald Reagan Blvd. to Highway 34. Complementing this realignment, is CDOT who is performing a Highway 34 corridor study. The completion of this study by CDOT should be prioritized over the completion of High Plains Blvd., especially in this section given the need to understand the vision of the crossroads that help High Plains Blvd. function when fully completed.

Project – Financial Sustainability Initiative – 1.5 years

Current Status: Council requested 1.5 years reserve fund balance at the end of FY 2026. Based on the approved budget, we anticipate achieving this outcome as requested based on the general fund operational budget – (does not include capital in the calculation).

Reviewed and Approved for Presentation,



Town Manager